



## ELCA Endowment Fund Pooled Trust - Ministry Growth Fund<sup>1</sup>

### Fund Overview

#### Description

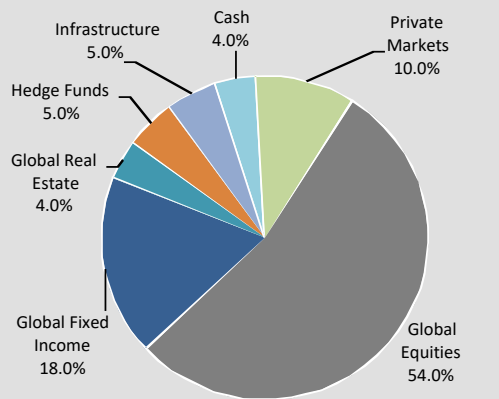
The ELCA Endowment Fund Pooled Trust (Ministry Growth Fund, or the Fund), was established to allow for the collective long-term investment of funds belonging to the Evangelical Lutheran Church in America (ELCA), its congregations, synods, seminaries and other eligible affiliated entities. To the extent practicable, the Fund pursues investment objectives in line with the Economic Social Criteria Investment Screens approved by the ELCA Church Council. Incorporated into the Fund's accounting are unitization and quarterly endowment distributions. The ELCA Foundation administers the Fund.

**Only ELCA-related institutions can be eligible to participate in this investment fund that is exempt from most security registration requirements in accordance with the Philanthropy Protection Act of 1995.**

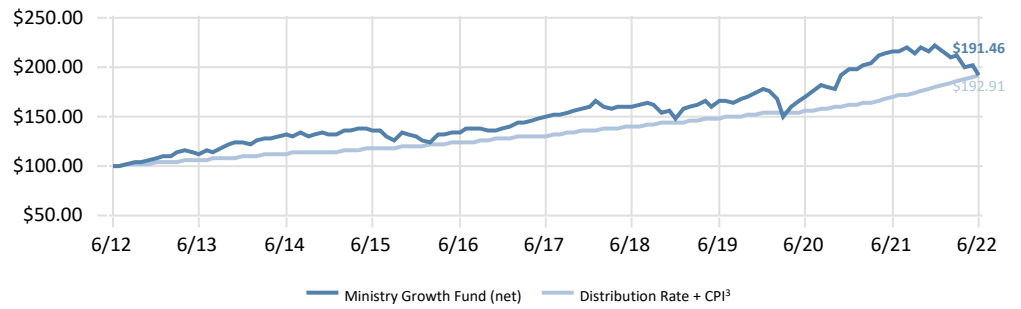
#### About Performance

The investment results depicted herein represent historical net performance after the deduction of investment manager and custodian fees and expenses as well as the Foundation's administrative fee of 60 basis points (0.60%). Refer to the Disclosure Statement for total fees and expenses. Prior to July 2017, the total fee was 100 basis points (1.00%). Annual, cumulative and annualized total returns are calculated assuming reinvestment of dividends and income plus capital appreciation. Performance for periods greater than one year is annualized. Underlying returns were provided by the Fund's respective managers. **Past performance is not a guarantee of future results.**

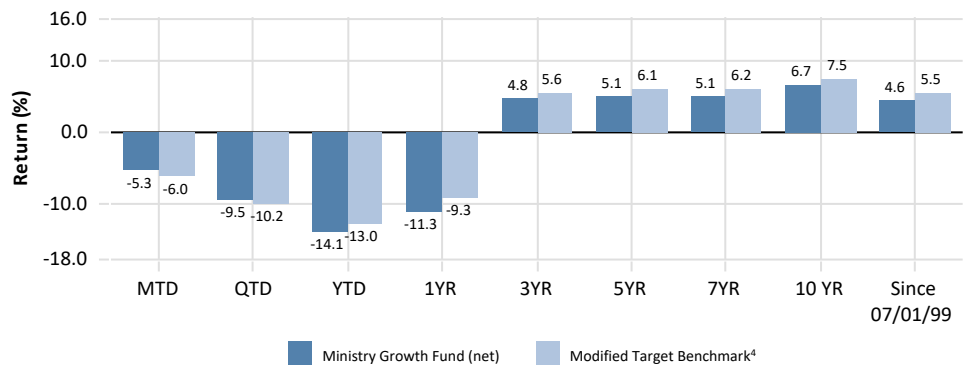
### Target Allocation<sup>2</sup>



### Growth of \$100 (10 Years Performance Analysis)

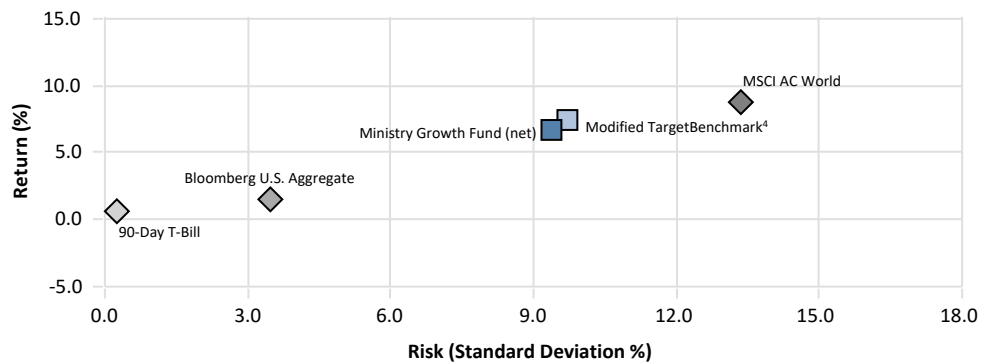


### Multi-Period Performance Analysis



	MTD	QTD	YTD	1YR	3YR	5YR	7YR	10 YR	Since 07/01/99
<b>Ministry Growth Fund (net)</b>	<b>-5.35</b>	<b>-9.52</b>	<b>-14.09</b>	<b>-11.29</b>	<b>4.77</b>	<b>5.10</b>	<b>5.07</b>	<b>6.71</b>	<b>4.57</b>
Modified Target Benchmark <sup>4</sup>	-6.05	-10.15	-13.00	-9.35	5.61	6.08	6.19	7.48	5.54

### 10 Years Risk / Return Performance Analysis



	Return	Standard Deviation	Sharpe Ratio	Maximum Drawdown	Alpha	Beta
<b>Ministry Growth Fund (net)</b>	<b>6.71</b>	<b>9.44</b>	<b>0.67</b>	<b>-15.59</b>	<b>-0.46</b>	<b>0.96</b>
Modified Target Benchmark <sup>4</sup>	7.48	9.75	0.73	-17.20	0.00	1.00

1. The ELCA Endowment Fund Pooled Trust - Fund A's name was changed to the Ministry Growth Fund, effective November 1, 2021.

2. Approved by the ELCA Foundation Board of Trustees on September 20, 2019.

3. The **Distribution Rate + CPI** consists of the Consumer Price Index (CPI) plus the ELCA Foundation's distribution rate. The Foundation Board of Trustees periodically adjusts the distribution rate which is currently set at 4.0%.

4. The **Target Benchmark** is comprised of: Russell 3000 (25%), MSCI ACWI xUSA IMI (29%), Bloomberg Capital U.S. Aggregate (8%), Bloomberg Capital U.S. High Yield Ba/B 1% Issuer Cap (5%), Bloomberg Capital U.S. 1-10 Yr Inflation Linked (5%), DJ U.S. Select Real Estate Securities (2.4%), DJ GIB xUSA Select Real Estate Securities (1.6%), HFRX Global Hedge Funds (5%), S&P Global Infrastructure (5%), Cambridge Private Equity (10%), and 90 Day T-Bill (4%) indices. The benchmark is rebalanced on a monthly basis. The **Modified Target Benchmark**: Given the 10% SAA Target allocation for private markets will fund over the course of five years, the Modified Target benchmark was created to mimic the same risk profile of the SAA Target by re-weighting the underlying target benchmark index weights (as described above) relative to the current allocation to private markets. The Modified Target Benchmark date of first use was January 1, 2021.

## Capital Markets Commentary (as of June 30, 2022)

### Capital Markets Overview

The global rout in equities continued into June as elevated inflation levels and tighter monetary policy exacerbated concerns around a recession. In the U.S., headline CPI unexpectedly accelerated, jumping 8.6% over the 12 months ending in May, while core CPI (excluding food and energy) was up 6%. In response, the Federal Reserve raised its benchmark interest rate by 75 basis points to a range of 1.50% to 1.75%.

### Domestic Equity Markets

The S&P 500 index fell 8.3% last month, pushing year-to-date losses to 20%, underscoring the worst first six months of a year since 1970. All sectors had negative returns. The largest detractors were Energy, Materials, and Financials returning -16.8%, -13.1%, and -10.9%, respectively. The best performing sectors were Utilities, Healthcare, and Consumer Staples returning -5.0%, -2.7%, and -2.5% respectively.

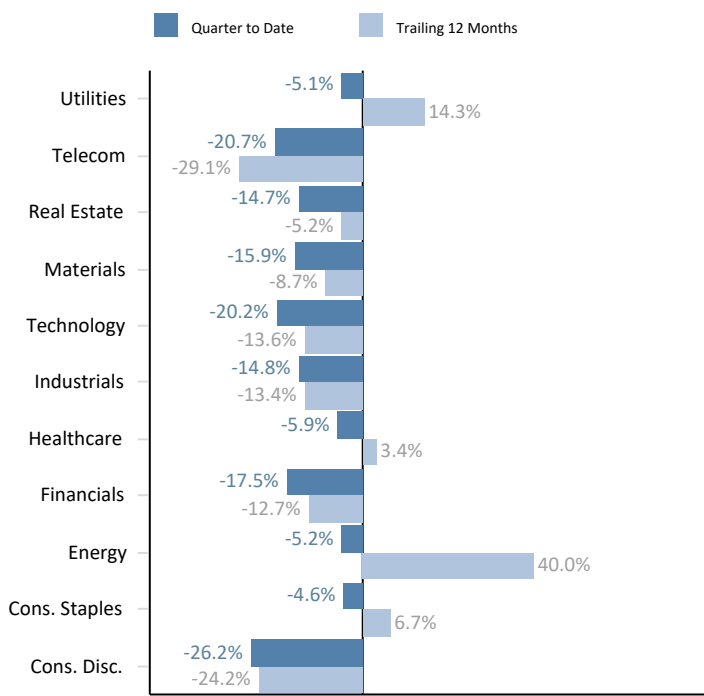
### International Equity Markets

Outside the U.S., the dollar strengthened in June, weighing down returns for non-U.S. assets. As a result, the MSCI EAFE index and the Emerging Market index fell 9.3% and 6.6% respectively. Notably, the MSCI China index outperformed, returning 6.6%, as a more accommodative monetary policy, easing lockdown restrictions, and signs of improving policies for the technology sector boosted market sentiment.

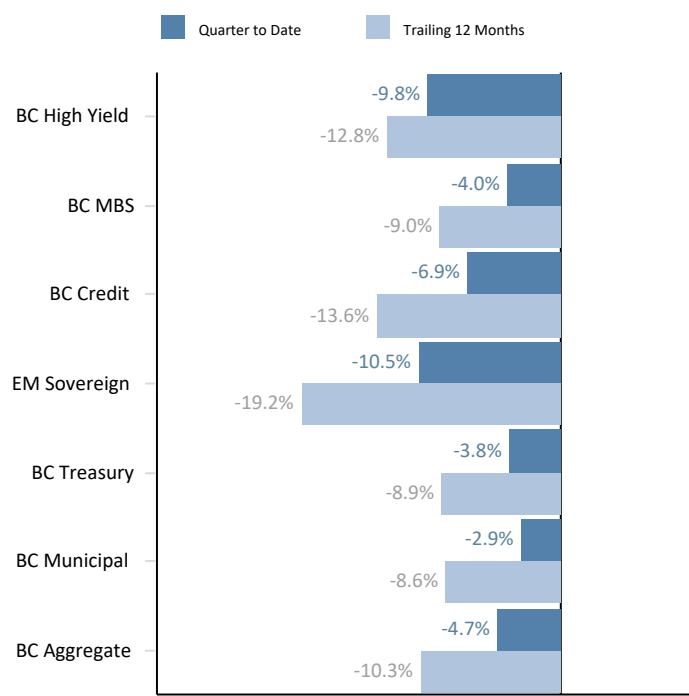
### Fixed Income Markets

Overall, Bond markets declined during the month of June. The Bloomberg U.S. Aggregate Bond index returned -1.6%. The yield on the 10-year Treasury rose from 2.9% to 3.0% during the month. Riskier parts of the bond market had also fell for the month. The Bloomberg High Yield index returned -6.7% in June.

### S&P 500 Sector Performance



### Bond Market Performance



**Sources for Capital Markets Data and Commentary:** FactSet, Morgan Stanley Wealth Management GIC.

The underlying data has been obtained from sources believed to be reliable but no guarantee made to their accuracy and any such information may be incomplete or condensed. Past performance is no guarantee of future results. This evaluation is for informational purposes only. Also note, investors cannot invest directly in an index.

**Information Disclosures:** This report is intended to provide current Fund performance information. Investor participants own units of the Fund, receive quarterly account statements, and have online access to monthly performance reporting. The minimum initial investment is \$25,000, and the minimum for deposits thereafter is \$2,000. There are no charges for withdrawals, or opening or closing an account.

**THIS IS NEITHER AN OFFER TO SELL NOR A SOLICITATION OF AN OFFER TO BUY THE SECURITIES DESCRIBED HEREIN. AN OFFERING IS MADE ONLY BY THE CONFIDENTIAL DISCLOSURE STATEMENT,** which contains details about risks, underlying investments and administration. The Confidential Disclosure Statement is available to representatives of eligible organizations by calling the ELCA Foundation at 800-638-3522.

For more information contact:  
Annette C. Shoemaker, Executive Vice President, ELCA Foundation  
ELCA Foundation, 8765 West Higgins Road, Chicago IL 60631-4101  
800-638-3522 • fax 773-380-2280  
elcafoundation@elca.org • ELCA.org/endowmentinvesting