



ELCA Endowment Fund Pooled Trust - Ministry Growth Fund¹

Fund Overview

Description

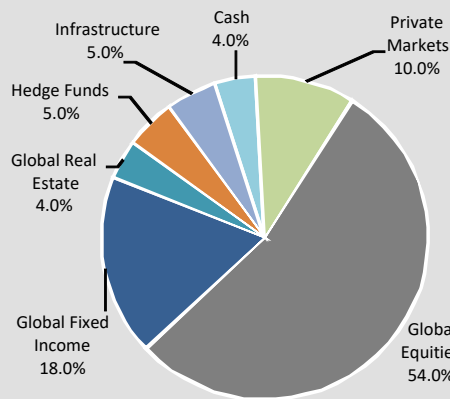
The ELCA Endowment Fund Pooled Trust (Ministry Growth Fund, or the Fund), was established to allow for the collective long-term investment of funds belonging to the Evangelical Lutheran Church in America (ELCA), its congregations, synods, seminaries and other eligible affiliated entities. To the extent practicable, the Fund pursues investment objectives in line with the Economic Social Criteria Investment Screens approved by the ELCA Church Council. Incorporated into the Fund's accounting are unitization and quarterly endowment distributions. The ELCA Foundation administers the Fund.

Only ELCA-related institutions can be eligible to participate in this investment fund that is exempt from most security registration requirements in accordance with the Philanthropy Protection Act of 1995.

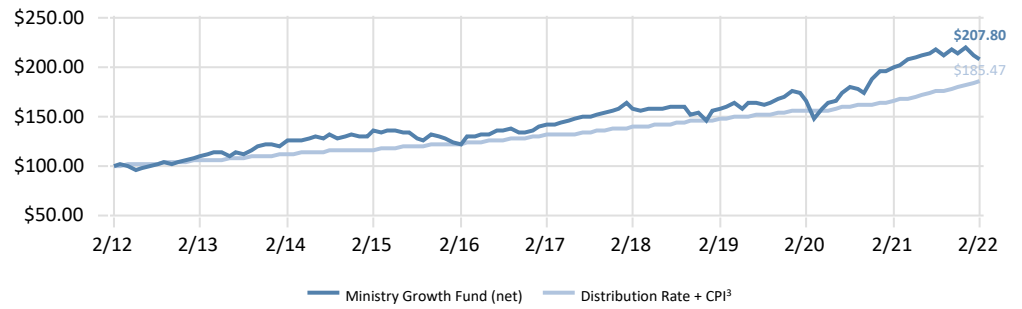
About Performance

The investment results depicted herein represent historical net performance after the deduction of investment manager and custodian fees and expenses including the administrative fee of 60 basis points (0.60%). Prior to July 2017, the total fee was 100 basis points (1.00%). Annual, cumulative and annualized total returns are calculated assuming reinvestment of dividends and income plus capital appreciation. Performance for periods greater than one year is annualized. Underlying returns were provided by the Fund's respective managers. **Past performance is not a guarantee of future results.**

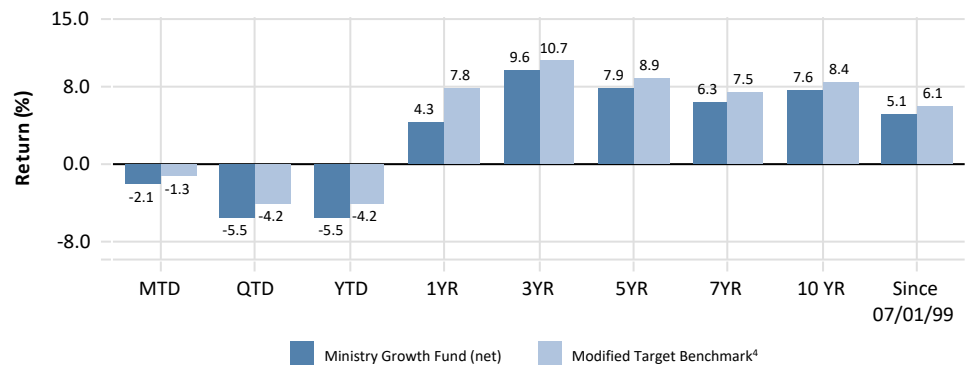
Target Allocation²



Growth of \$100 (10 Years Performance Analysis)

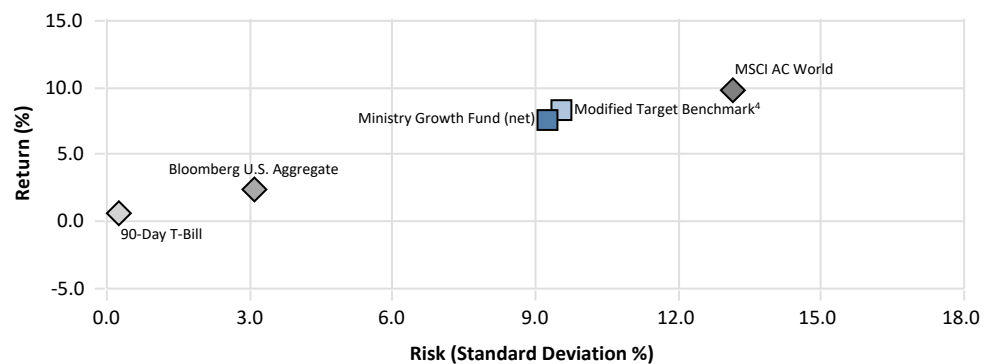


Multi-Period Performance Analysis



	MTD	QTD	YTD	1YR	3YR	5YR	7YR	10 YR	Since 07/01/99
Ministry Growth Fund (net)	-2.08	-5.49	-5.49	4.33	9.61	7.91	6.35	7.59	5.08
Modified Target Benchmark ⁴	-1.31	-4.18	-4.18	7.82	10.68	8.92	7.46	8.40	6.08

10 Years Risk / Return Performance Analysis



	Return	Standard Deviation	Sharpe Ratio	Maximum Drawdown	Alpha	Beta
Ministry Growth Fund (net)	7.59	9.31	0.77	-15.59	-0.48	0.96
Modified Target Benchmark ⁴	8.40	9.60	0.83	-17.20	0.00	1.00

¹The ELCA Endowment Fund Pooled Trust - Fund A's name was changed to the Ministry Growth Fund, effective November 1, 2021.

²Approved by the ELCA Foundation Board of Trustees on September 20, 2019.

³The **Distribution Rate + CPI** consists of the Consumer Price Index (CPI) plus the ELCA Foundation's distribution rate. The Foundation Board of Trustee's periodically adjusts the distribution rate which is currently set at 4.0%.

⁴The **Target Benchmark** is comprised of : Russell 3000 (25%), MSCI ACWI xUSA IMI (29%), Bloomberg Barclays Capital U.S. Aggregate (8%), Bloomberg Barclays Capital U.S. High Yield Ba/B 1% Issuer Cap (5%), Bloomberg Barclays Capital U.S. 1-10 Yr Inflation Linked (5%), DJ U.S. Select Real Estate Securities (2.4%), DJ GIB xUSA Select Real Estate Securities (1.6%), HFRX Global Hedge Funds (5%), S&P Global Infrastructure (5%), Cambridge Private Equity (10%), and 90 Day T-Bill (4%) indices. The benchmark is rebalanced on a monthly basis. The **Modified Target Benchmark**: Given the 10% SAA Target allocation for private markets will fund over the course of five years, the Modified Target benchmark was created to mimic the same risk profile of the SAA Target by re-weighting the underlying target benchmark index weights (as described above) relative to the current allocation to private markets. The Modified Target Benchmark date of first use was January 1, 2021.

Capital Markets Commentary (as of February 28, 2022)

Capital Markets Overview

Global markets saw further losses in February following a decline in January. Dominating the headlines was the Russian invasion of Ukraine and concerns around inflation, both negatively impacting global markets. All sectors were down except for energy, as energy prices increased due to the pressures stemming from the Russia/Ukraine conflict. Fixed Income markets saw yields rise and spreads widen with shorter duration yields rising more than longer duration yields, flattening the yield curve. With higher inflation, the market is now expecting the Fed to deliver nearly six rate hikes by the end of the year.

Domestic Equity Markets

The S&P 500 declined 3.1% in February. Energy was the only positive sector reporting 7.1%. The biggest laggards for February were telecommunications and technology reporting -7.0% and -4.9% respectively.

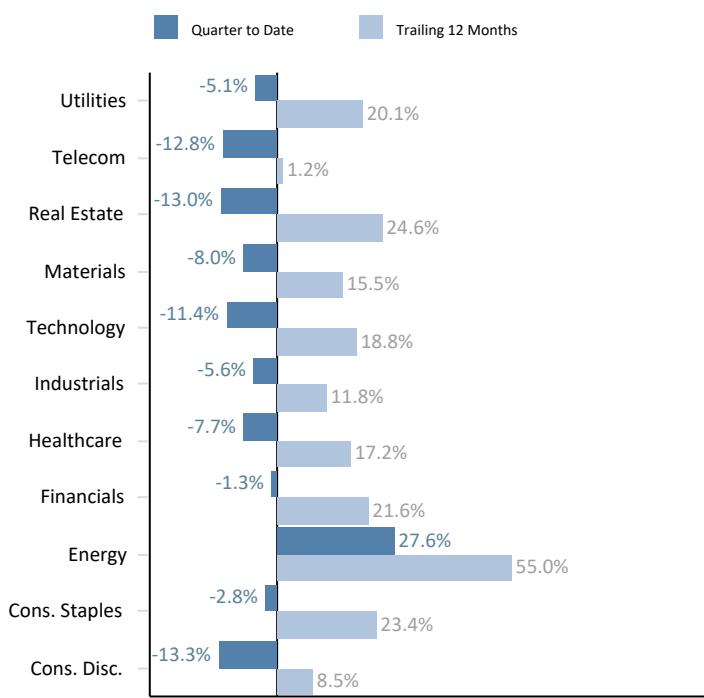
International Equity Markets

Overall, International equities outperformed the U.S. in February. Developed international markets, as measured by the MSCI EAFE index, returned -1.8% for U.S. currency investors. The MSCI Europe index returned -2.8%; Japanese equities returned -1.1% per the MSCI Japan Index. Emerging market equity markets, as measured by the MSCI Emerging Markets index, returned -3.0%.

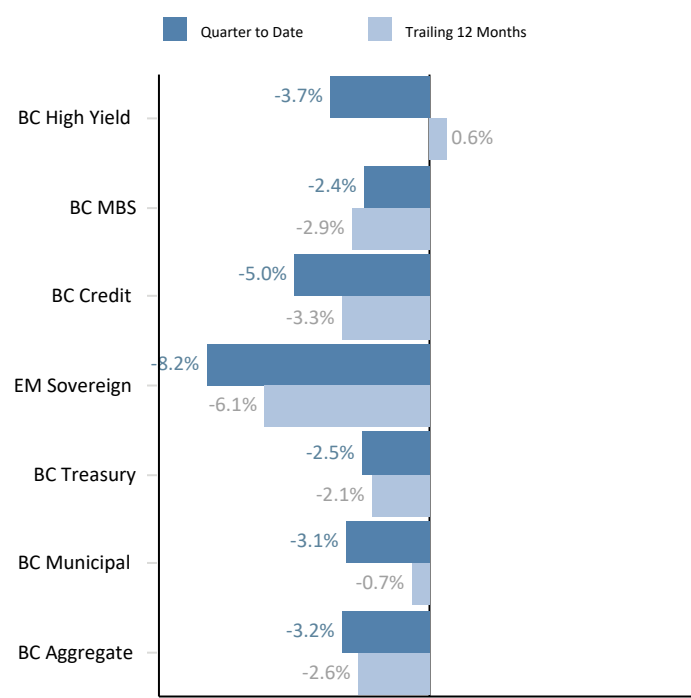
Fixed Income Markets

Overall, bond markets declined during the month of February. The Bloomberg U.S. Aggregate Bond index returned -1.1% over the period. The yield on the 10-year Treasury rose to 1.83%. Riskier parts of the bond market also fell for the month. The Bloomberg High Yield index returned -1.0% in January.

S&P 500 Sector Performance



Bond Market Performance



Sources for Capital Markets Data and Commentary: FactSet, Morgan Stanley Wealth Management GIC.

The underlying data has been obtained from sources believed to be reliable but no guarantee made to their accuracy and any such information may be incomplete or condensed. Past performance is no guarantee of future results. This evaluation is for informational purposes only. Also note, investors cannot invest directly in an index.

Information Disclosures: This report is intended to provide current Fund performance information. Investor participants own units of the Fund, receive quarterly account statements, and have online access to monthly performance reporting. The minimum initial investment is \$25,000, and the minimum for deposits thereafter is \$2,000. There are no charges for withdrawals, or opening or closing an account.

THIS IS NEITHER AN OFFER TO SELL NOR A SOLICITATION OF AN OFFER TO BUY THE SECURITIES DESCRIBED HEREIN. AN OFFERING IS MADE ONLY BY THE CONFIDENTIAL DISCLOSURE STATEMENT, which contains details about risks, underlying investments and administration. The Confidential Disclosure Statement is available to representatives of eligible organizations by calling the ELCA Foundation at 800-638-3522.

For more information contact: Kathy F. Summers, President and CEO, ELCA Foundation
Annette C. Shoemaker, Executive Vice President, ELCA Foundation
ELCA Foundation, 8765 West Higgins Road, Chicago IL 60631-4101
800-638-3522 • fax 773-380-2280

elcafoundation@elca.org • ELCA.org/endowmentinvesting