

50th Anniversary of the Church's Decision to Ordain Women

Survey Report

August 2021

Updated March 2022

Rebecca Sims, Ph.D.

Deborah Coe, Ph.D.

John Hessian, MA

Kendra Rosencrans, Ph.D.

Research, Analysis and Data



Evangelical Lutheran Church in America

God's work. Our hands.

Table of contents

03	Executive Summary	25	Wait Time for Most Recent Call
05	Introduction: Research Questions	30	Attributes and Experiences
09	Compensation	49	Analyses of Open-ended Questions
15	Vocational Roles	54	Recommendations
20	Composition of the Word and Sacrament Roster	59	Appendices



Executive Summary

Findings from a 2020 survey of rostered ministers for the 50th anniversary of the church's decision to ordain women, conducted by ELCA churchwide staff members

Key Findings

1. When it comes to equity in pay and other compensation, the gender gap persists.
2. Among rostered ministers, men still tend to receive the calls that come with more compensation and more prestige.
3. The overall number of rostered ministers is decreasing, and increasingly more new rostered ministers are women.
4. Wait times for calls have been increasing for both women and men. Women from racialized communities experience the longest wait times.
5. There are some gender, racial and ethnic differences in how rostered ministers perceive themselves and their roles.
6. Rostered ministers who are women (white and from racialized communities) and all ministers from racialized communities continue to experience higher rates of discrimination and sexual harassment compared with white men.
7. Both men and women increasingly advocate for the use of inclusive language in congregational settings.
8. Educational debt for rostered ministers continues to rise, and women still have significantly more debt than do men.

Recommendations

1. **The churchwide organization, seminaries and Portico:** Continue to study educational debt and disparities of debt among seminary students and seek debt forgiveness measures.
2. **Synods:** Develop and implement diversity, equity, and inclusion strategies that include training for congregations and candidacy committees and support congregations to call candidates who are women, especially women from minoritized communities.
3. **The churchwide organization, synods and Portico:** Create systems of support for rostered ministers who are women, such as continuing education in theology and administration, pastoral care, affinity networks, access to specialized mental health and wellness resources, etc.
4. **Synods:** Continue to advocate for all women and all persons of color to be compensated at or above synod guidelines.
5. **The churchwide organization, seminaries and synods:** Regularly conduct sexual harassment education for all three expressions of the church and have policies and practices in place that provide accountability measures and safe avenues for reporting offenses.



Notes on this report

Due to a variety of factors, this report is available much later than anticipated. For this, we who worked on it apologize.

A report on ministers of Word and Service is forthcoming.

Language matters, and it matters particularly for this report because the survey asked questions about sex, gender, sexuality, and race and ethnicity. Language for these topics is changing and will continue to change. The staff members who worked on this report acknowledge this and hope that the mix of terms employed here reflects justice and integrity, even while we are confident that better and different language will be used in the future.





Introduction: Research Questions

Overview of the section

- Purpose of the Study
- Research Questions
- How the Study Was Conducted



Evangelical Lutheran Church in America

God's work. Our hands.

Introduction

Purpose of the Study

The year 2020 was the 50th anniversary of two Lutheran church bodies in North America deciding to ordain women in ministry. In 1970 the American Lutheran Church (ALC) and the Lutheran Church in America (LCA) reformed the church with those historic votes. They later joined the Association of Evangelical Lutheran Churches to become the ELCA in 1988. As with previous anniversaries, ELCA Research, Data and Analysis conducted an extensive survey to explore the differences and similarities in ministerial experiences based on gender and race.

We (ELCA Research, Data and Analysis) patterned this survey on those conducted in 1995, 2005 and 2015, which were fielded in support of the 25th, 35th and 45th anniversaries. Using data from these previous surveys for comparison, we examined trends in ministerial experiences.

We conducted this study to:

- Explore differences and similarities in the ministerial experiences of women and men.
- Learn how race, ethnicity and gender interact to affect ministerial experiences.
- Track any trends over time.
- Provide data to help the ELCA in all its expressions make informed decisions to positively affect the ministerial experiences of people of all genders.



Research Questions

1. Are there currently gender, racial and ethnic differences:

- In compensation levels?
- In vocational roles?
- In retention rates?
- In wait time for calls?
- In attributes and experiences?

2. What are the trends over the past five to ten years?

The survey was designed to explore how rostered ministers were experiencing ministry.

We anticipated that the responses would differ based on gender, race and ethnicity, as well as at their intersections.

We compared the responses to the 2020 survey with those of 2015 and 2005 to consider how responses may have changed.

All reported differences are significant at the .05 level. This means that there is a less than 5% chance that we incorrectly detected a difference between groups when they were, indeed, equivalent.*



Introduction

How the Study Was Conducted

The 50th Anniversary Questionnaire was emailed to a sample of 2,707 ELCA Word and Sacrament ministers in November 2019.* Women, younger ministers and ministers from racialized communities were oversampled. We conducted weighted analyses to statistically correct for the oversampling of these three groups. Participants completed the survey between November 2019 and February 2020.

This sample consisted of:

- 1,075 white women.
- 1,100 white men.
- 181 women from racialized communities.
- 351 men from racialized communities.

Response rates:

- 46% (499) of the white women responded.
- 31% (340) of the white men responded.
- 31% of the women from racialized communities (57) responded.
- 14% of the men from racialized communities (49) responded.

We recognize that the term “rostered ministers” refers to ministers of Word and Service as well as ministers of Word and Sacrament. For brevity, we use “rostered ministers” or “pastors” throughout the report to refer to ministers of Word and Sacrament.

We invited a sample of 2,707 ELCA Word and Sacrament ministers to complete the survey online.

A total of 945 people completed the survey, for a combined response rate of 35%.



A woman with short blonde hair and glasses, wearing a green clerical shirt and a blue patterned scarf, is smiling and holding two dinosaur toys. She is interacting with two young boys. One boy is wearing a blue and green striped shirt, and the other is wearing a red and black shirt. They are outdoors in what appears to be a church courtyard or playground area.

Compensation

Overview of the section

- Compensation Levels
- Synod Guidelines
- Differences by Year of Graduation



Evangelical Lutheran Church in America

God's work. Our hands.

Compensation

Median and Mean Defined Compensation Levels for Full-time Pastors Serving Congregations in 2015* and 2020

Year	1 st call women	1 st call men	Percentage difference	All Women	All Men	Percentage difference
2015 Median	\$59,552	\$62,150	4%	\$61,302	\$67,412	9%
2015 Mean	--	--	--	\$60,758	\$70,354	15%
2020 Median	\$58,441	\$60,354	3%	\$65,365	\$72,000	10%
2020 Mean	\$60,029	\$64,611	7%	\$68,245	\$74,880	9%

When a call is issued for a first-call pastor, the synod bishop and staff members often treat the base-salary guidelines as a requirement for approving the call. For subsequent calls, however, pastors are more likely to have to negotiate an appropriate level of compensation on their own with less direct intervention from the synod.

Defined compensation includes a base salary, a housing allocation (typically 30% of the base salary) and a Social Security offset (7.65%).

In the 2020 survey, compensation information was not available from Portico, so participants were asked to self-report their compensation.

For all ministers, men have been earning more than women, and this has not changed in the past five years.

For first-call pastors, the median compensation gap has narrowed somewhat in the past five years. This may be due to increased intervention from synod staff for first-call pastors.



Evangelical Lutheran Church in America

God's work. Our hands.

*2015 numbers were adjusted for inflation; means are not available for first-call pastors. Mean is also known as an average.

Compensation

Compensation Differences by Gender and Race for Full-Time Pastors Serving Congregations in 2020

	Full-time Women (249)	Full-time Men (206)	Difference
Mean	\$68,245	\$74,880	\$6,635
Median	\$65,365	\$72,000	\$6,635

	Full-time Pastors of Color (27)	Full-time White Pastors (428)	Difference
Mean	\$64,320	\$71,686	\$7,366
Median	\$60,000	\$68,579	\$8,579

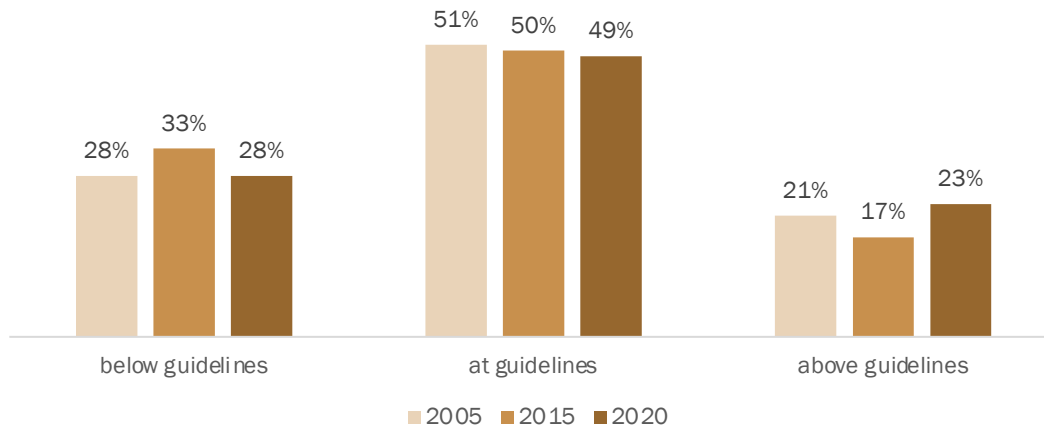
There were significant differences by gender and race for compensation. Men had higher levels of compensation compared to women. White respondents reported higher compensation levels compared to pastors from racialized communities.

Although it would be desirable to break these figures down by race and ethnicity, the number of respondents (27) is too small to allow for such comparisons. Future studies should be done in ways to encourage more diverse participation in rostered minister surveys.



Compensation

Percentage of Rostered Ministers at, Above or Below Synod Compensation Guidelines 2005-2020



We asked survey participants to indicate whether, for the majority of time during their most recent call, their compensation was at, above or below their synod's guidelines.

Over the last 15 years, about half the rostered ministers have been compensated at synod guidelines, with the rest fairly evenly spread between being compensated below synod guidelines and above synod guidelines (though more ministers are compensated below guidelines than above).

The percentage of rostered ministers indicating that their compensation was below synod guidelines increased from 2005 to 2015, then decreased in 2020.

Note: This analysis includes all participants, not just those serving in congregations.

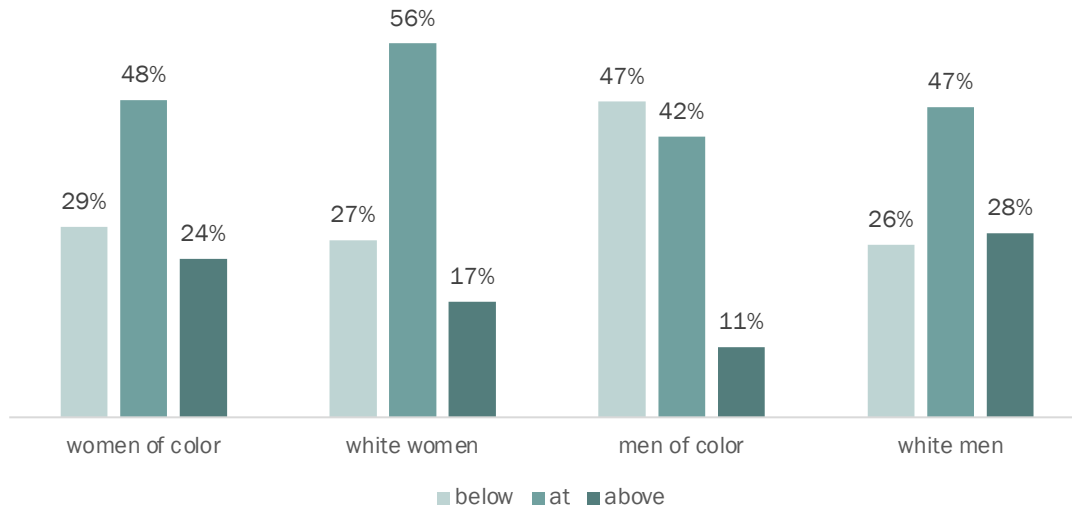


Evangelical Lutheran Church in America

God's work. Our hands.

Compensation

Differences Among Rostered Ministers With Respect to Compensation Guidelines



Based on self-reported data from the 2020 survey, white men were more likely than any other group to be paid above synod guidelines in their most recent call.

White women were most likely of the four groups to be paid at synod guidelines, followed by women minoritized due to race and ethnicity.

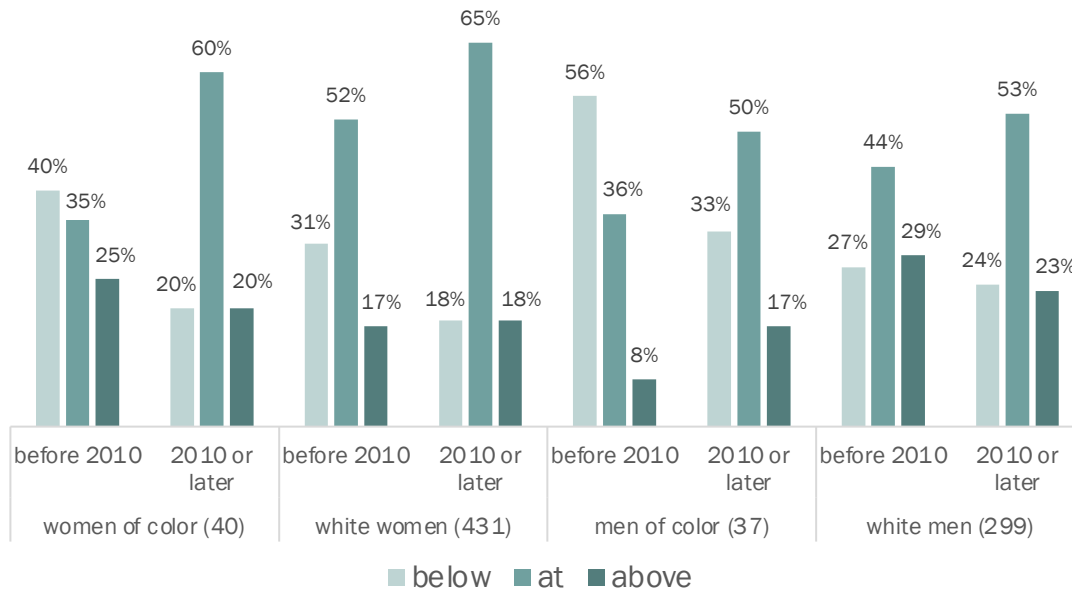
Men from racialized communities were the most likely of these groups to be paid below synod guidelines.

Note: This analysis includes rostered ministers in any role, not just those serving congregations.



Compensation

Year of Graduation and Synod Guidelines in 2020



Percentages not adding up to 100 are due to rounding.

In order to compare more recent graduates to more experienced pastors, we compared compensation levels of pastors who had graduated in the past ten years with those of pastors who graduated more than ten years ago. A similar time frame was used in the 2015 study.

For all groups, those who graduated before 2010 had a higher percentage of participants being compensated below the synod guidelines, compared with those who graduated in 2010 or later.

In other words, more recent graduates seem to be keeping pace with synod guidelines compared to more experienced pastors. This could be due to synods' involvement in salary negotiations for first-call pastors.



Evangelical Lutheran Church in America

God's work. Our hands.



Vocational Roles

Overview of the section

- Types of Calls
- Size of Congregations Served
- Trends in Types of Calls



Evangelical Lutheran Church in America

God's work. Our hands.

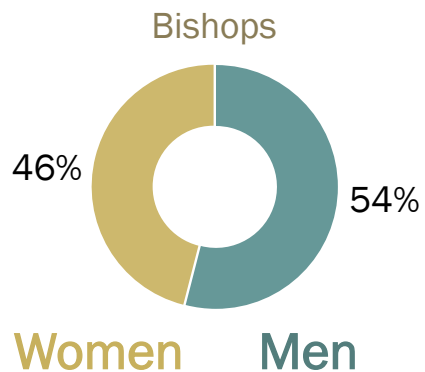
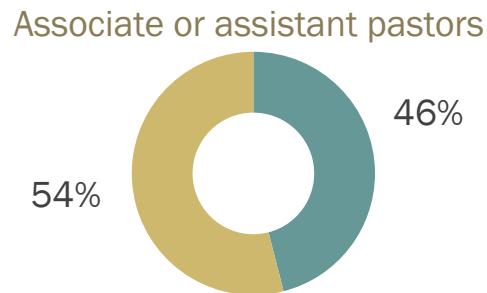
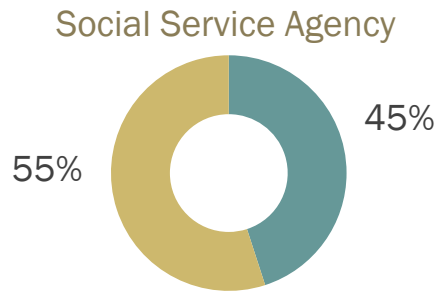
Vocational Roles

Types of Calls Where Women Are Relatively Overrepresented

Overall, women make up 40% of pastors on the ELCA roster. This includes pastors serving in congregations and in other types of calls.

Several types of calls where women are relatively overrepresented (i.e., they make up more than 40% of pastors serving in that type of call) are:

- In social service agencies (55% of all pastors with calls to social service agencies are women).
- As associate/assistant pastors (54% of all associate/assistant pastors are women).
- As bishops (46% of all bishops are women).



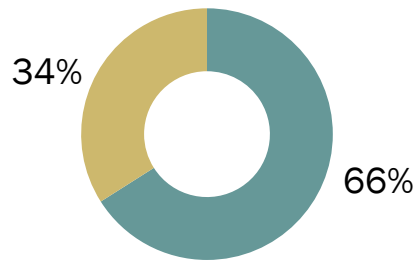
Vocational Roles

Types of Calls Where Women Are Relatively Under-represented

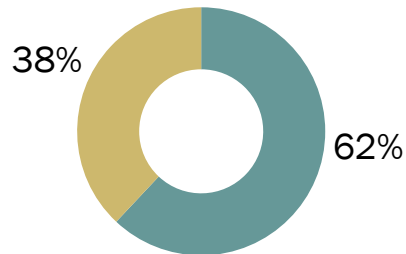
Based on the ELCA roster data, among rostered ministers, women are relatively under-represented (i.e., they make up less than 40% of pastors serving in that type of call) in several types of calls:

- As college, university or seminary professors (34% of all professors are women).
- As solo pastors (38% of all solo pastors are women).
- As senior pastors (22% of all senior pastors are women).*

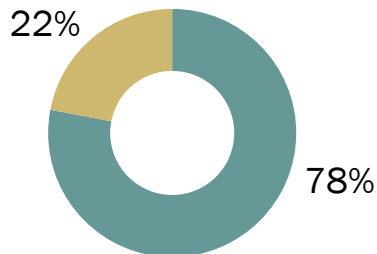
College, university or seminary professors



Solo pastors



Senior pastors



Women Men



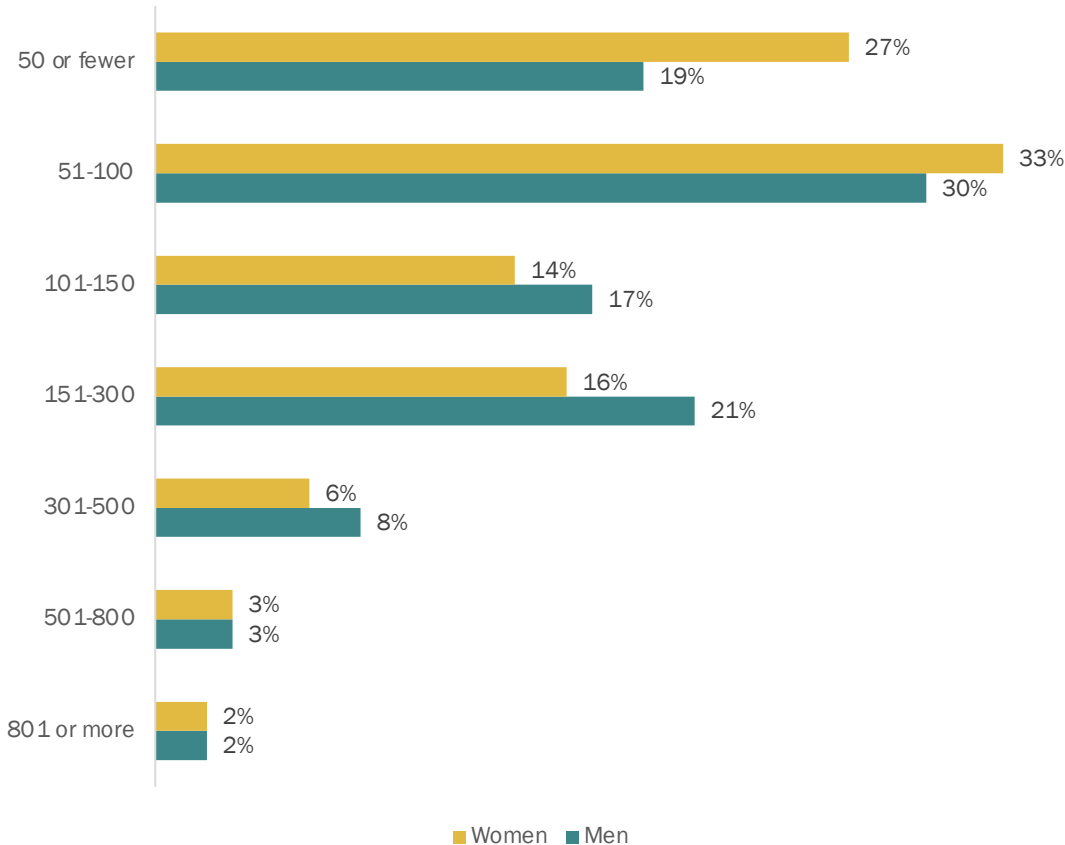
Evangelical Lutheran Church in America

God's work. Our hands.

*Senior pastors are the lead pastors on a multiple-pastor staff; solo pastors refers to pastors who are the only pastor serving that congregation.

Vocational Roles

Size of Congregations Served



Based on ELCA congregational data, women serving as pastors in 2020 are more likely than men to serve in smaller congregations (based on average weekly worship attendance). Twenty-seven percent of all pastors who are women serve in small congregations. This pattern is very similar to the findings from 2015.

While women are nearly as likely as men to serve as pastors in large congregations with more than 500 in average worship attendance, women are most likely to do so as associate or assistant pastors.



Evangelical Lutheran Church in America

God's work. Our hands.

Percentages not adding up to 100 are due to rounding. All differences are significant at the .05 level except for congregations worshipping 501-800 or 801 or more.

Vocational Roles

Trends in Types of Calls: Percentage of Persons in Each Role Who Are Women

Role	2015	2020
Senior pastor	16% (86)	22% (88)
Bishop	15% (10)	46% (30)
Synod or churchwide staff	40% (77)	50% (85)
Social service agency	34% (44)	55% (47)
Chaplain	38% (189)	48% (173)

Based on ELCA roster data from 2015 to 2020, there was an increase in the percentage of senior pastors who are women and of bishops who are women.

There have also been percentage increases in synod or churchwide staff members who are women, women working in social service agencies and chaplains who are women.

We would urge caution about speculating about whether these are positive or negative trends, as a variety of factors determine types of calls. Further research is warranted to better understand women's experiences of calls and reasons for accepting these calls.





Composition of the Word and Sacrament Roster

Overview of the section

- Gender Identity of Survey Participants
- 3-, 5- and 10-year Retention Rates
- Number of Ordinations by Gender

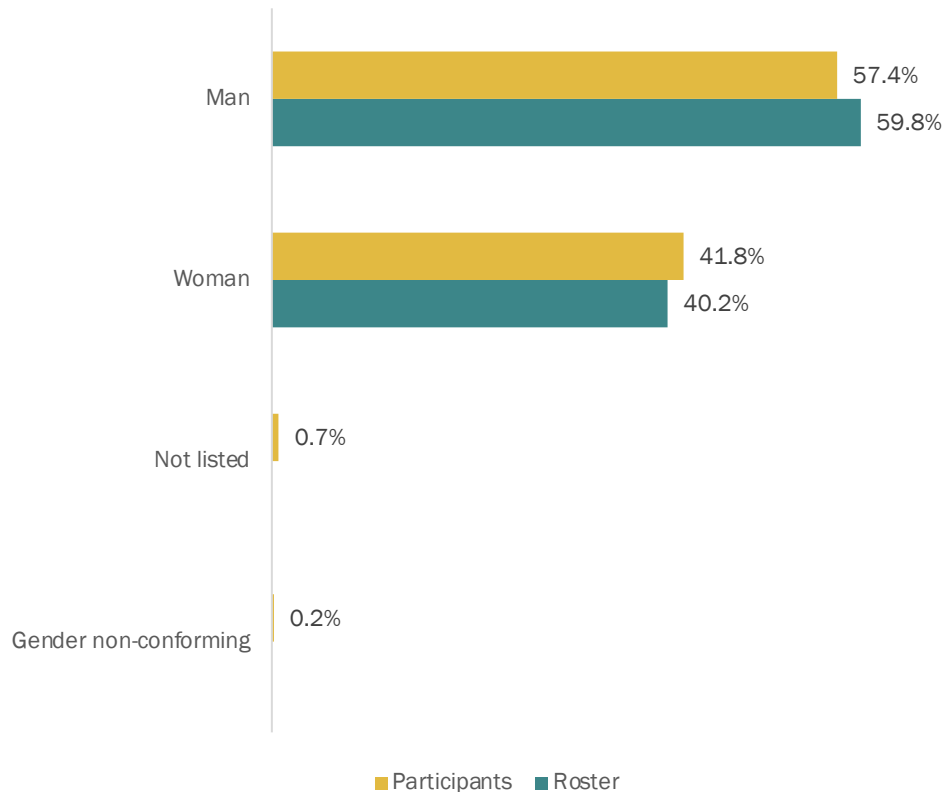


Evangelical Lutheran Church in America

God's work. Our hands.

Composition of the Word and Sacrament Roster

Gender Identity of Survey Participants and all Word and Sacrament Ministers on the ELCA Roster



Survey participants were asked to indicate their gender identity. Over half of the respondents self-identified as men, with 42% self-identifying as women. Less than 1% of the respondents chose “not listed,” while 0.2% chose “gender non-conforming.” These results are very similar to the gender composition of Word and Sacrament ministers on the ELCA roster, suggesting this is a representative sample.

We also asked survey participants if they publicly identified as LGBTQIA+ in their ministry setting. About 5% answered yes, while 93% answered no and 2% preferred not to answer.

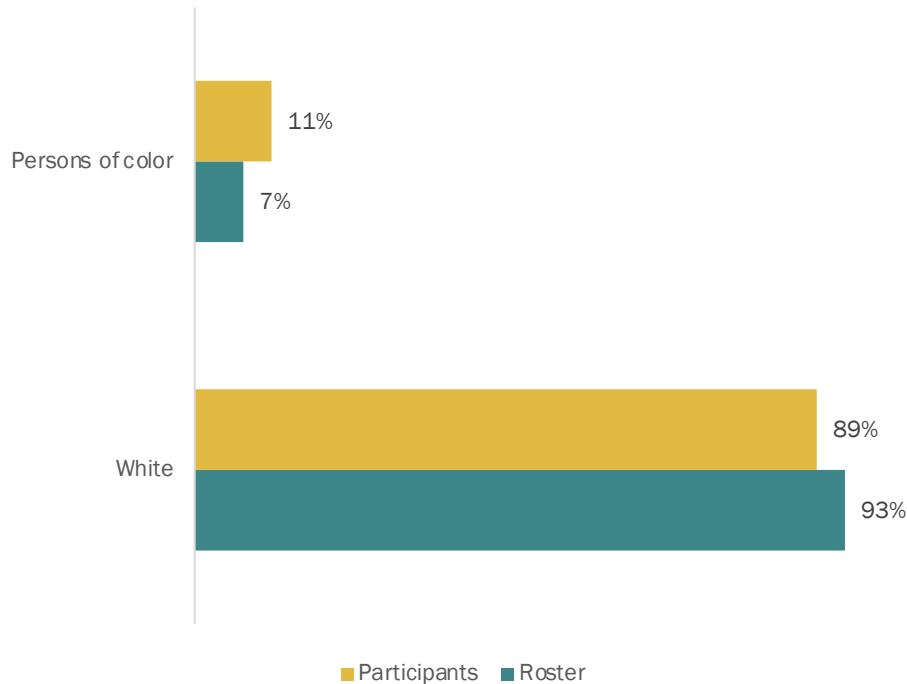
This left us with numbers too small for providing any gender identity or sexuality comparisons beyond the two most frequently reported gender identities (man and woman). We cannot be sure that the sample is large enough for statistical significance tests to be meaningful. We do not know if 5% of the LGBTQIA+ sample is representative of the whole LGBTQIA+ population of rostered ministers.

It is our hope that, over time, as we repeat surveys of this nature, we will see an increase in the proportion of respondents who are comfortable sharing this type of information.



Composition of the Word and Sacrament Roster

Race and Ethnicity of Survey Participants and All Word and Sacrament Ministers on the ELCA Roster



We also examined the race and ethnicity of the survey participants and compared this to the composition of all Word and Sacrament ministers on the ELCA roster.

People from communities minoritized due to race were slightly overrepresented among survey participants (11%) compared to all ministers on the roster (7%).

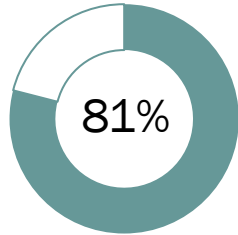
In contrast, white survey participants were slightly under-represented among survey participants (89%) compared to all ministers on the roster (93%).

We intentionally oversampled people from communities of color to include as many participants as possible in the study. (See Appendix A for more details on sampling.)

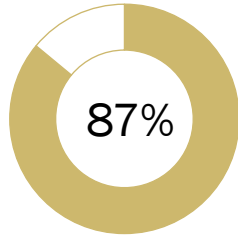


Composition of the Word and Sacrament Roster

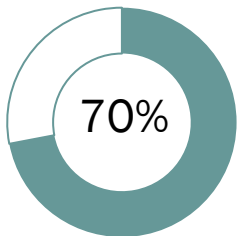
3-, 5- and 10-year Retention Rates for Ministers of Word and Sacrament



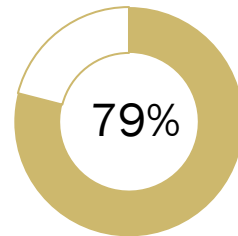
3-year retention;
active in 2016
(5,926)



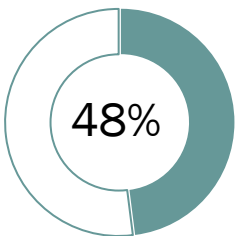
3-year retention;
active in 2016
(3,386)



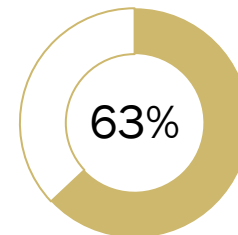
5-year retention;
active in 2014
(6,475)



5-year retention;
active in 2014
(3,385)



10-year retention;
active in 2009
(8,016)



10-year retention;
active in 2009
(3,272)

Men

Women

We wanted to see whether men or women were more likely to remain on the roster over time, so we calculated three-year, five-year and ten-year retention rates to find out. We used data from the 2019 ELCA roster database, which was the most recent data we had at the time this analysis was conducted.

Retention rates are calculated as the percentage of rostered ministers active in 2019 who had also been active in a specific year prior to 2019 (in this case, in 2009, 2014 or 2016). For example, three-year retention rates show the percentage of ministers who were active in 2016 and remained active three years later in 2019. Here, the three-year retention rate was 81% for men and 87% for women.

We found that women were more likely to be retained on the roster at each of these intervals.

We also conducted a similar analysis (not shown) starting with a particular ordination date (2009, 2014 and 2016). When we compared how many remained active in 2019, we found no significant gender differences in retention rates.



Evangelical Lutheran Church in America
God's work. Our hands.

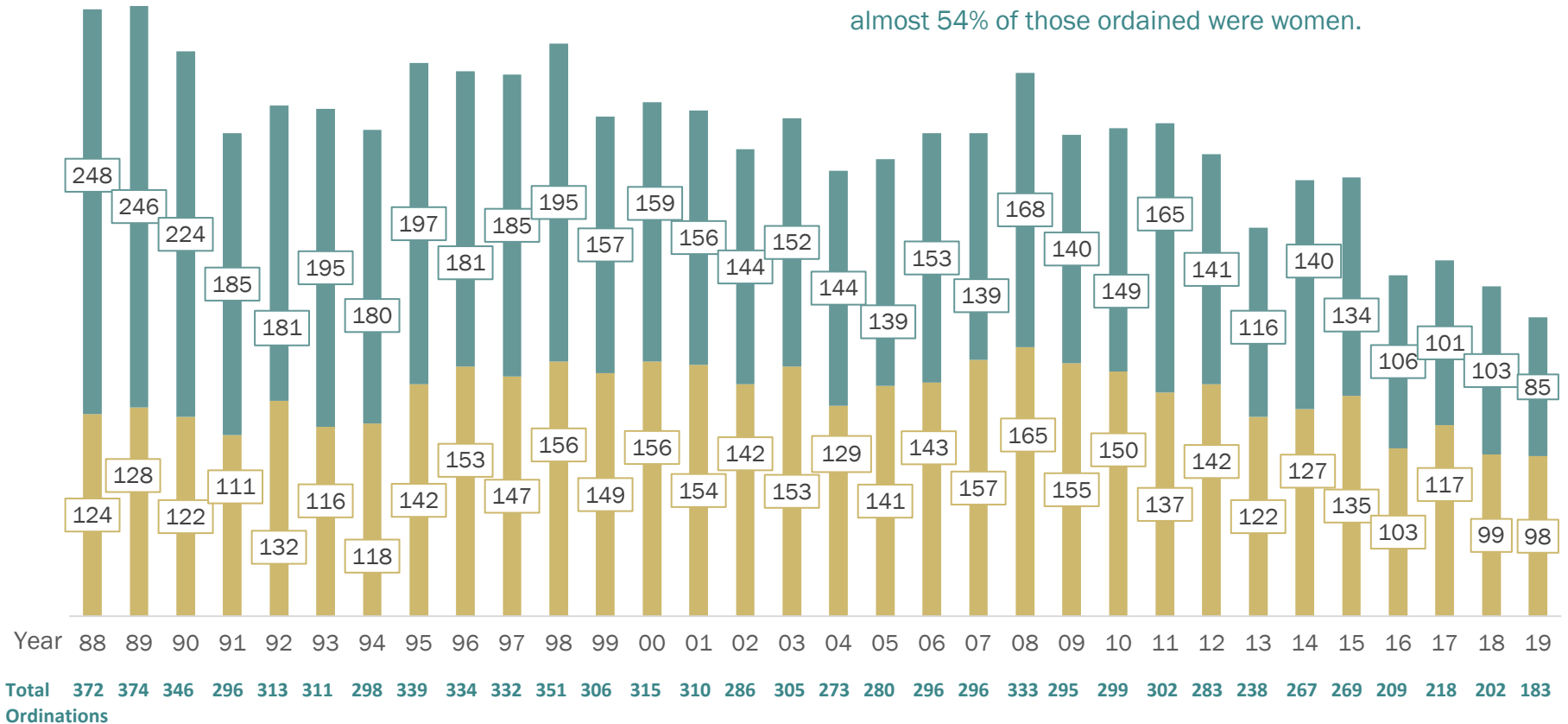
Composition of the Word and Sacrament Roster

Number of Ordinations by Gender in the ELCA, 1988-2019

Over the life of the ELCA, there has been a steady drop in the total number of ordinations per year. In 2019 the church ordained 32% fewer people than it did in 2015, and the number of people ordained in 2019 is 50% less than the number ordained in 1988.

At the same time, the proportion of those ordained who were women has steadily increased. You can see this by comparing the length of the gold portion of each bar (women) to the length of the blue portion of the bar (men). In 1988 one-third of those ordained were women; in 2019 almost 54% of those ordained were women.

■ Women ■ Men





Wait Time for Most Recent Call

Overview of the section

- Trends in Wait Time
- Differences by Gender and Graduation Year
- Differences by Race and Ethnicity

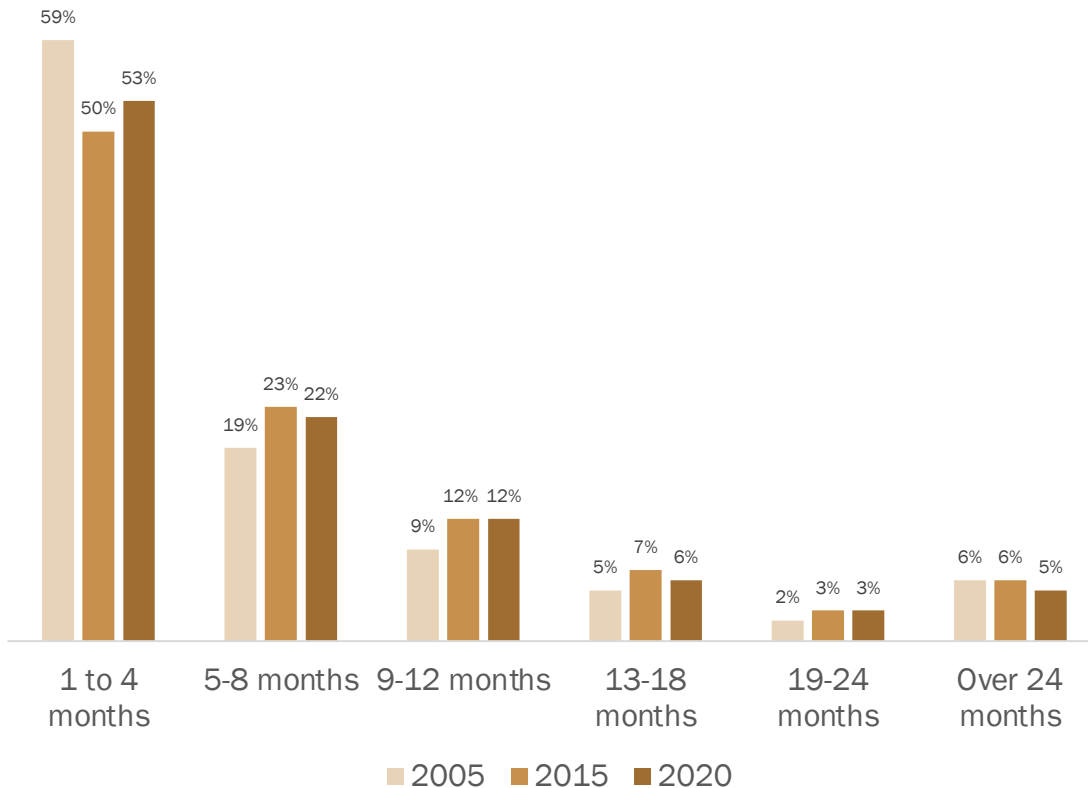


Evangelical Lutheran Church in America

God's work. Our hands.

Wait Time for Most Recent Call

Trends in Wait Time



We compared wait times from previous studies to see how trends have changed compared to five and 15 years ago.

Although more than half (53%) of ministers, on average, still experience a relatively short wait time (four or fewer months) for a call, the proportion of ministers waiting five months or longer has grown in recent years.

Compared to 2005, the combined percentage who waited five months or more for their most recent call has increased from 41% to 48%.



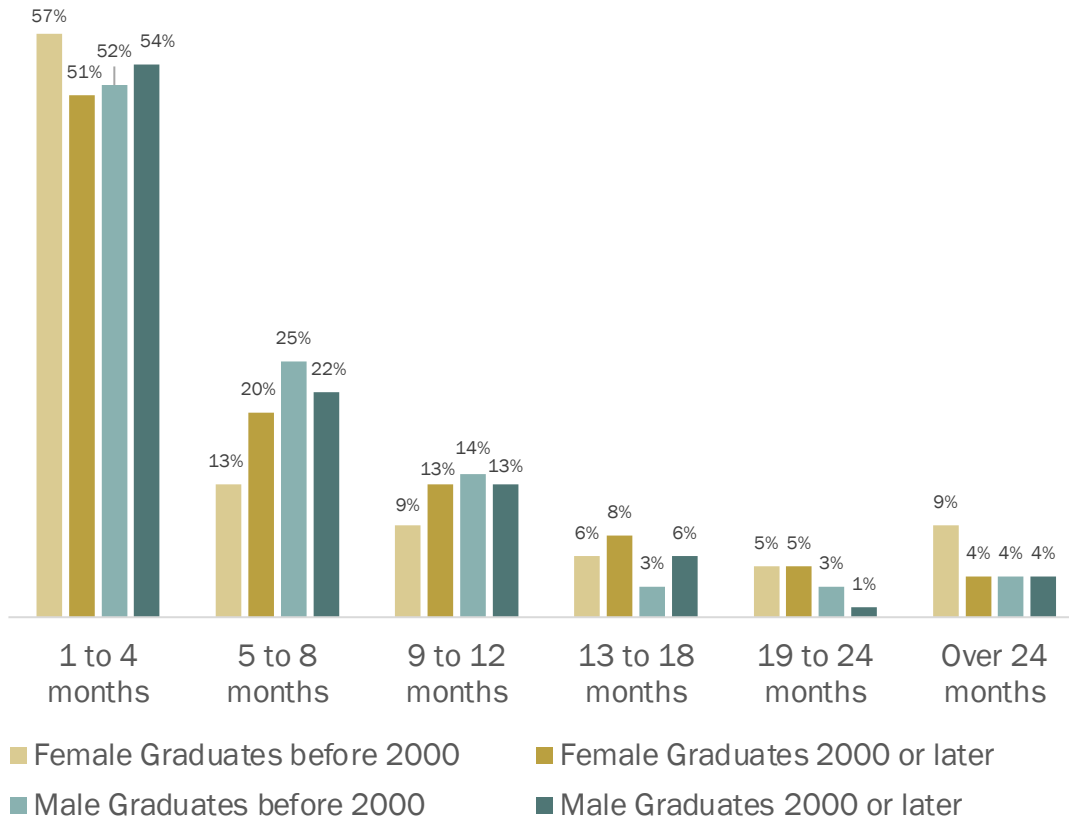
Evangelical Lutheran Church in America

God's work. Our hands.

Percentages not adding up to 100 are due to rounding.

Wait Time for Most Recent Call

Differences in Wait Time by Year of Graduation and Gender



We didn't find significant differences in wait time by gender on its own, so we looked at year of graduation and gender. We thought more recent graduates who were women might have shorter wait times than women who graduated more than 20 years ago.

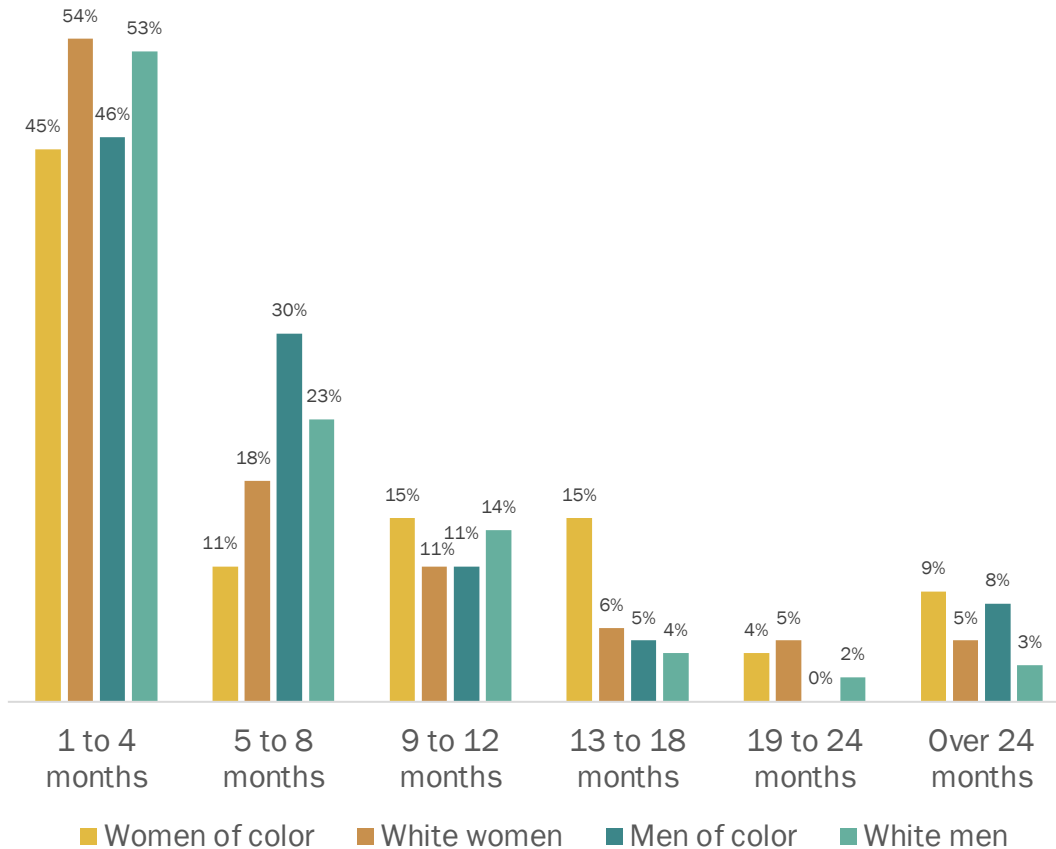
In the past, most rostered ministers, regardless of gender, received their first call within four months. However, if women did not receive a call within four months, they were more likely to experience more lengthy delays.

We are not seeing any significant gender differences in wait times among the more recent graduates, at least when comparing all men with all women.



Wait Time for Most Recent Call

Differences in Wait Time by Race and Ethnicity



After finding no overall gender differences and only slight differences based on graduation period, we next wanted to explore what role race and ethnicity might have on wait time.

We found that women from communities minoritized due to race experience longer wait times for their calls than other groups.

Rostered ministers of color are twice as likely to experience wait times of 24 months or more, compared to white ministers.

White ministers, regardless of gender, are significantly more likely to experience the shortest wait times (four or fewer months).



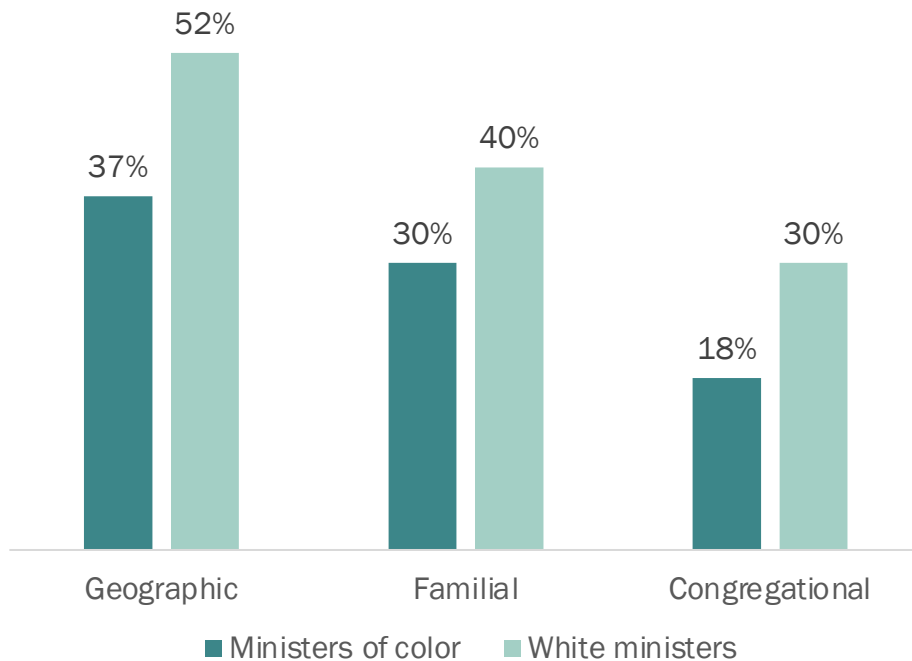
Evangelical Lutheran Church in America

God's work. Our hands.

Percentages not adding up to 100 are due to rounding.

Wait Time for Most Recent Call

Differences in Number of Restrictions by Race and Ethnicity



Rostered ministers in the call process can specify the types of calls they need or prefer. These specifications are known as restrictions.

When we asked rostered ministers about restrictions, we offered three choices of restriction type: geographic (region-specific), familial (driven by the needs of the family) or congregational (based on size or context of the congregation). Rostered ministers could choose as many types of restrictions as applicable.

We wanted to see if differences in wait time by race and ethnicity had anything to do with the number of restrictions rostered ministers placed on their call. This graph shows percentages of the responses given for each of three types of restrictions. These percentages show that ministers who are white placed more restrictions on their calls than did ministers who are people of color, suggesting that the latter were more flexible about the type of call.

Even so, ministers from communities minoritized due to race, as we've already shown, are more likely to experience longer wait times. Therefore, the number of restrictions does not explain these longer wait times.





Attributes and Experiences

Overview of the section

- Self-description and Rostered Minister Roles
- Pastoral Skills and Ministry Assessment
- Experiences of Discrimination and Sexual Harassment
- Inclusive Language
- Seminary and Educational Debt

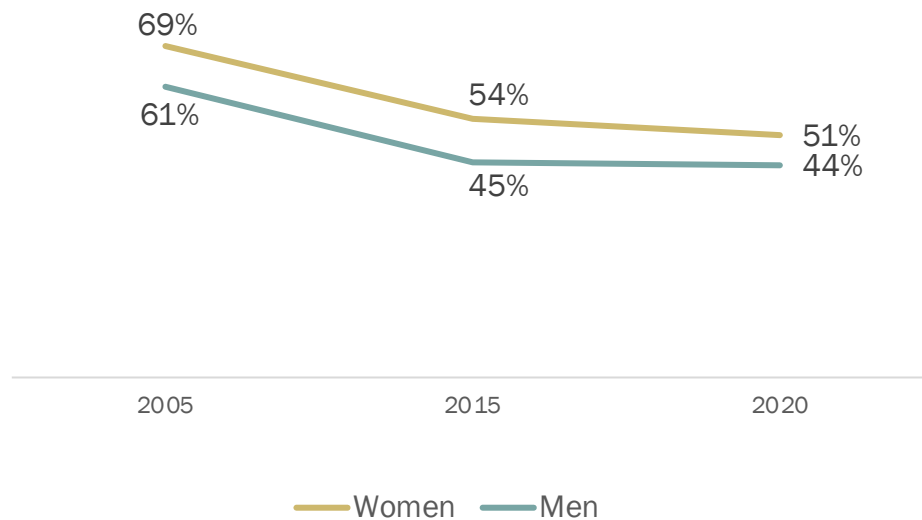


Evangelical Lutheran Church in America

God's work. Our hands.

Attributes and Experiences: Self-Description and Rostered Minister Roles

Rostered Minister Role – Prophet (Percentage Indicating True or Very True)



We also asked ministers to describe their roles as rostered leaders (teacher, priest, prophet, community organizer, nurturer, servant, counselor, administrator, proclaimer and leader), using a five-point scale where 1 = “not true at all” and 5 = “very true.” One of the roles that showed significant changes over time was that of prophet. Numbers on the graph represent the percentages of women and men who saw themselves as prophets in each year.

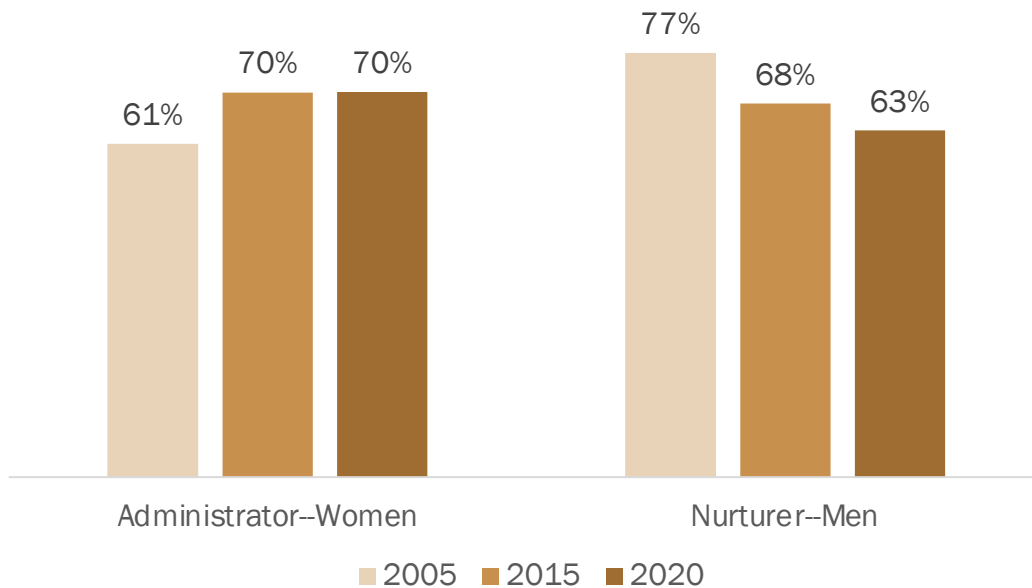
The role of prophet, while being one of the least identified across all three surveys, seems to have become even less salient over time. For all the Word and Sacrament ministers, there were fewer who consider one of their roles to be that of prophet in 2015 and 2020 compared to 2005 (the percentages in the graph are of those who reported “true” or “very true”).

In all three studies, women were significantly more likely to see themselves as prophets compared to men.



Attributes and Experiences: Self-Description and Rostered Minister Roles

Rostered Minister Role – Administrator and Nurturer (Percentage Indicating True or Very True)



Two additional roles that showed significant differences over the years were administrator and nurturer.

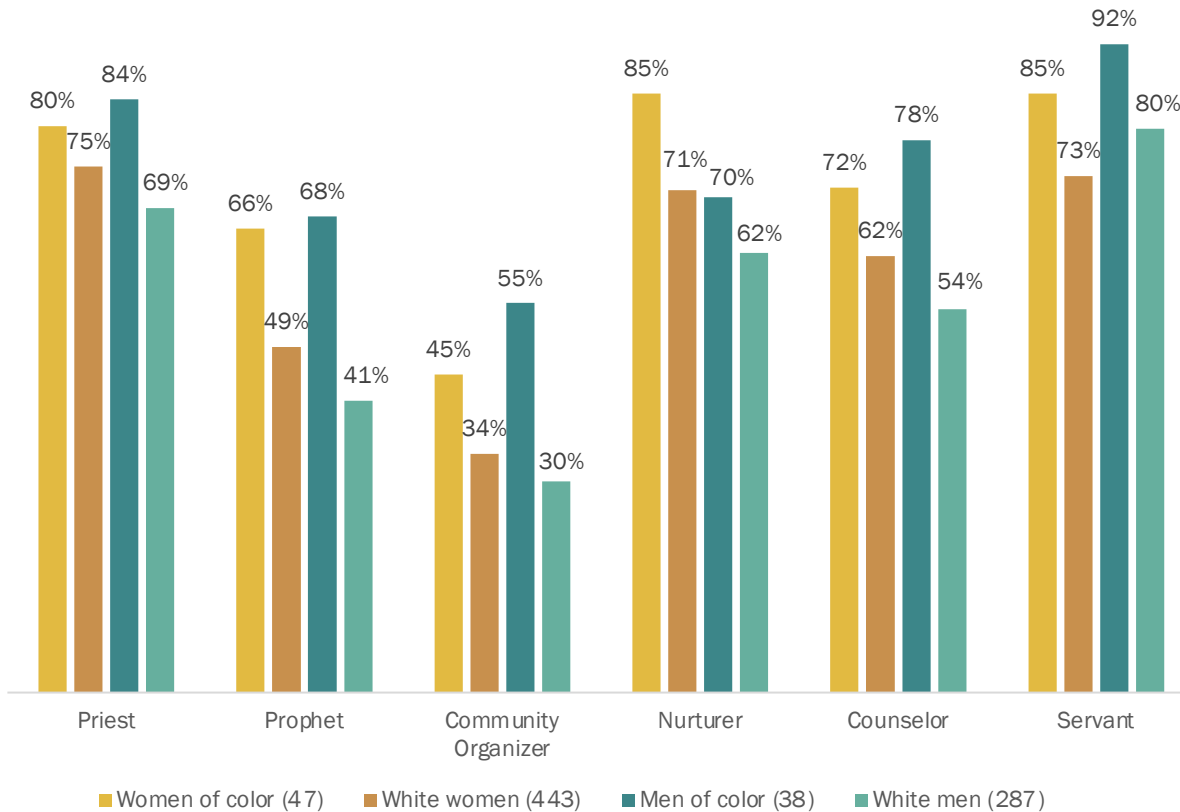
More women in 2015 and 2020 feel they are administrators compared to women in 2005. Percentages represent the number of women who identified with that role in each year.

Fewer men in 2015 and 2020 feel they are nurturers compared to men in 2005. Percentages represent the number of men who identified with that role in each year.



Attributes and Experiences: Self-description and Rostered Minister Roles

Differences Among Rostered Ministers by Role (Percentage Indicating True or Very True)



Majorities of ministers see themselves as servants, priests, nurturers and counselors.

Fewer ministers see themselves as prophets, and the fewest see themselves as community organizers.

Ministers who are people of color are more likely than ministers who are white to see themselves as servants, priests, counselors, prophets and community organizers.

Women, particularly women from communities minoritized due to race, are more likely to see themselves as nurturers than are men.

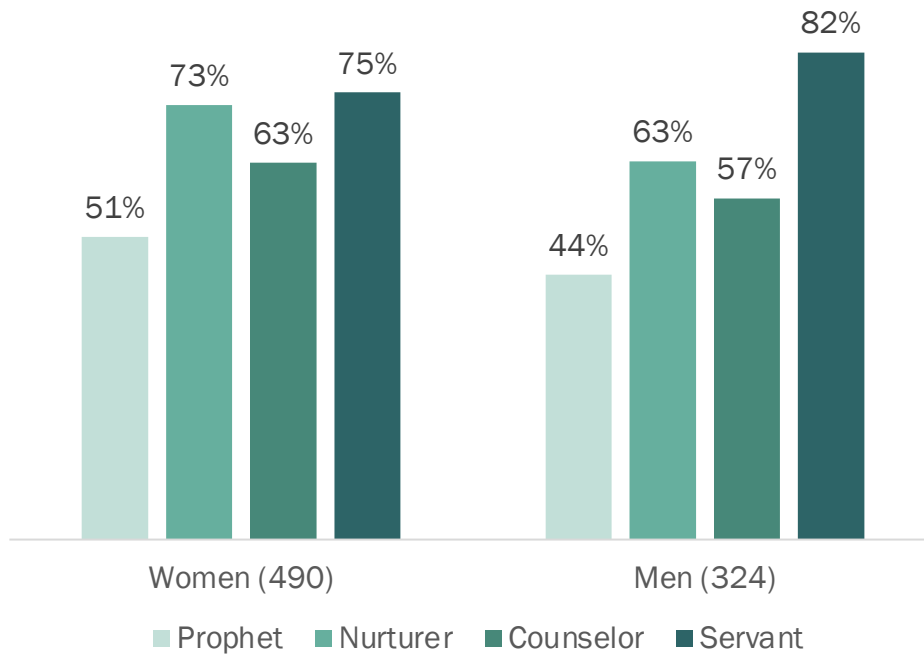


Evangelical Lutheran Church in America

God's work. Our hands.

Attributes and Experiences: Self-Description and Rostered Minister Roles

Gender Differences by Role in 2020 (Percentage Indicating True or Very True)



In 2020, more women serving as rostered ministers feel they are prophets, nurturers and counselors compared to rostered ministers who are men.

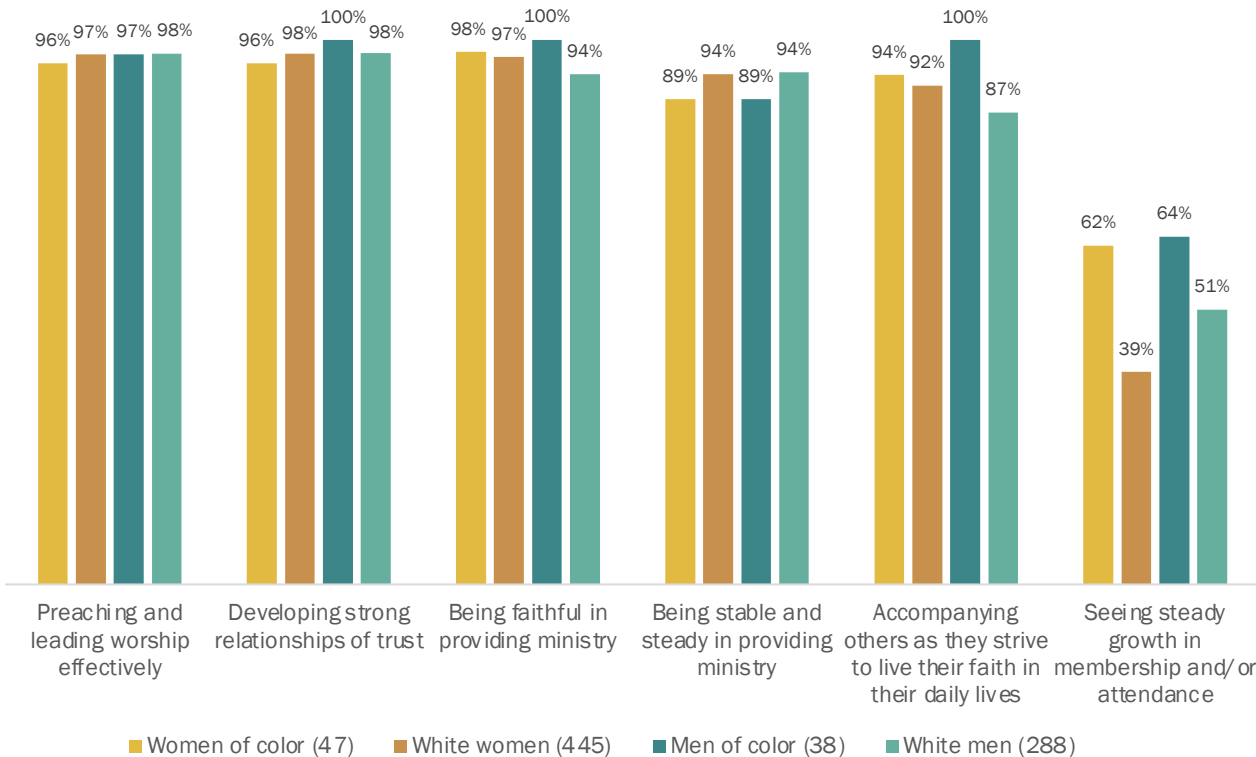
In contrast, men identified themselves more strongly as servants than women.

Percentages represent the number of women and men who identified with each role.



Attributes and Experiences: Pastoral Skills and Ministry Assessment

Importance of Activities and Concepts in Ministry (Percentage Indicating Important or Very Important)



We asked ministers to rate how important ten items were in their ministry, where 1 = “not important at all” and 5 = “very important.” (See Appendix B for a full list of frequencies.)

Over 85% in each rostered minister category feel the first five concepts and activities shown here are important or very important.

Seeing steady growth in membership and/or attendance is the least important of these categories for all rostered ministers, especially white women.

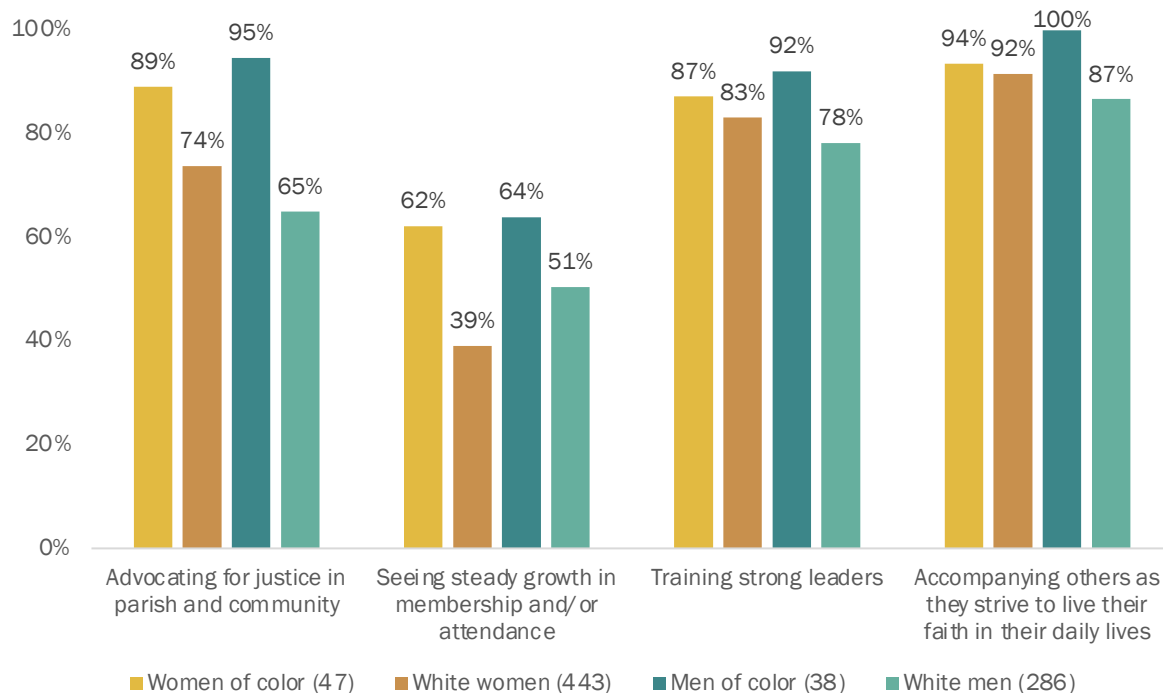


Evangelical Lutheran Church in America

God's work. Our hands.

Attributes and Experiences: Pastoral Skills and Ministry Assessment

Ministry Assessment Differences by Race/Ethnicity (Percentage Indicating Important or Very Important)



These four areas are more important for ministers from communities of color than for white ministers.

While seeing steady growth is the least important to all groupings of rostered ministers, it is more important to ministers from communities minoritized due to race than to their white counterparts, and significantly less important to white women.

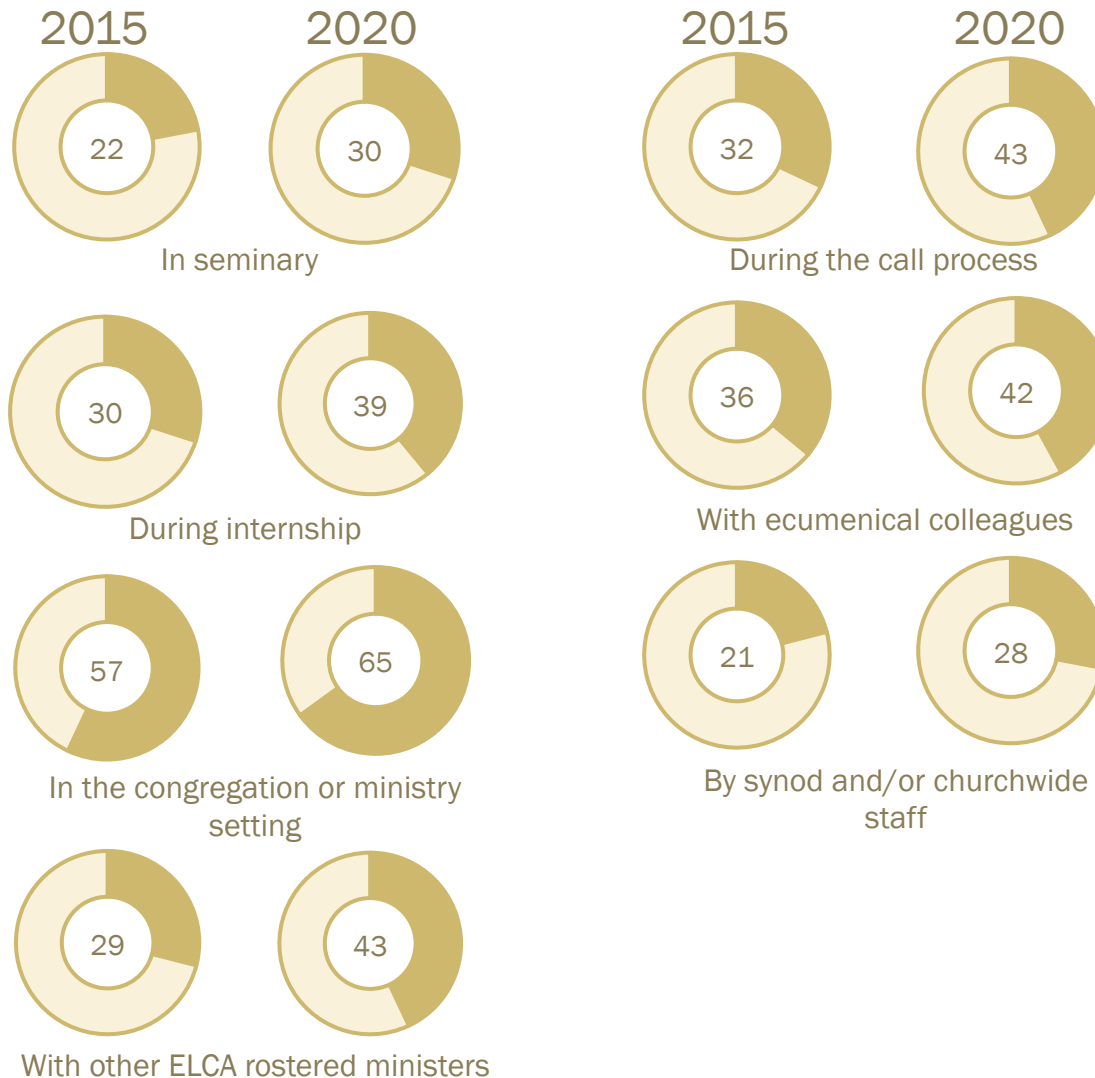


Evangelical Lutheran Church in America

God's work. Our hands.

Attributes and Experiences: Experiences by Gender

Women Experiencing Gender-based Discrimination



We asked rostered ministers to indicate if they had experienced gender-based discrimination (different treatment accorded to individuals based on their gender) in any of seven ministry settings, shown on the left as percentages of women who indicated they had.

We found that experiences of gender-based discrimination are common. This was particularly true in congregations or other ministry settings, where in 2020, 65% of women reported experiencing gender-based discrimination.


Additionally, more women in 2020 reported experiencing gender-based discrimination in seminary, in congregational contexts, from other ELCA rostered leaders, during the call process and from ecumenical colleagues compared to 2015.

It is possible that cultural shifts in the last five years allow greater confidence to recognize, name and perhaps report gender-based discrimination.

Attributes and Experiences: Experiences by Gender

Experiences in the Congregation or Ministry Setting by Gender (percentages who have had each experience)


I have received unwelcome comments about my looks and/or attire.



I have experienced gender-based discrimination.




I have felt as if I represent my gender in what I say or do.



I have experienced sexual harassment.



I have thought about how my gender affects how people perceive me.



Women Men

Women Men

Ministers who are women are more likely than men to indicate they have experienced negative gender-based treatment in their professional church lives in a congregation or ministry setting.

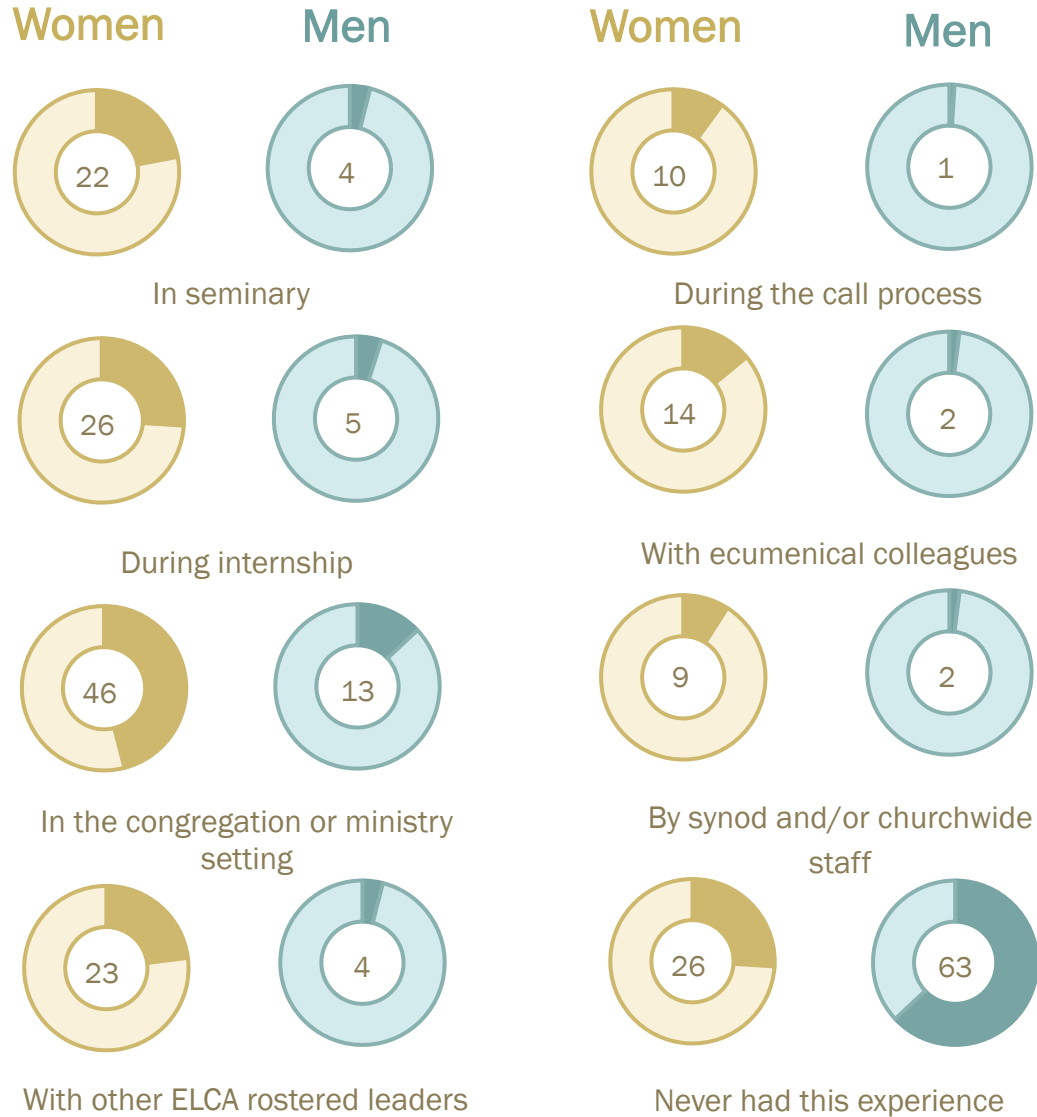
Women are at least twice as likely as men to have had all but one of these experiences.

The difference wasn't as strong on the final item, "I have thought about how my gender affects how people perceive me," because a majority of men report having thought about how their gender identity affects how people perceive them.



Attributes and Experiences: Experiences by Gender

Experience of Sexual Harassment by Gender

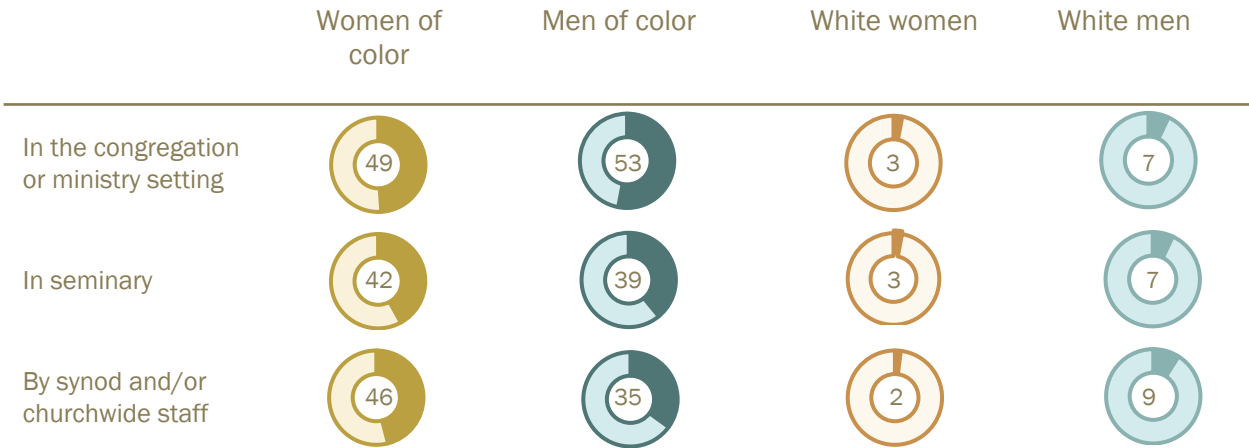


Women were much more likely than men to report experiencing sexual harassment (any sexually-related behavior that is unwelcome or offensive, or that fails to respect the rights of others) across all ministry settings.

Nearly half of women (46%) indicated they experienced sexual harassment in their congregation or ministry setting, compared to 13% of men. Also, 63% of men have never experienced sexual harassment, while only 26% of women said they have never experienced it.

Attributes and Experiences: Experiences by Race and Ethnicity

Racial Discrimination by Gender and by Race and Ethnicity



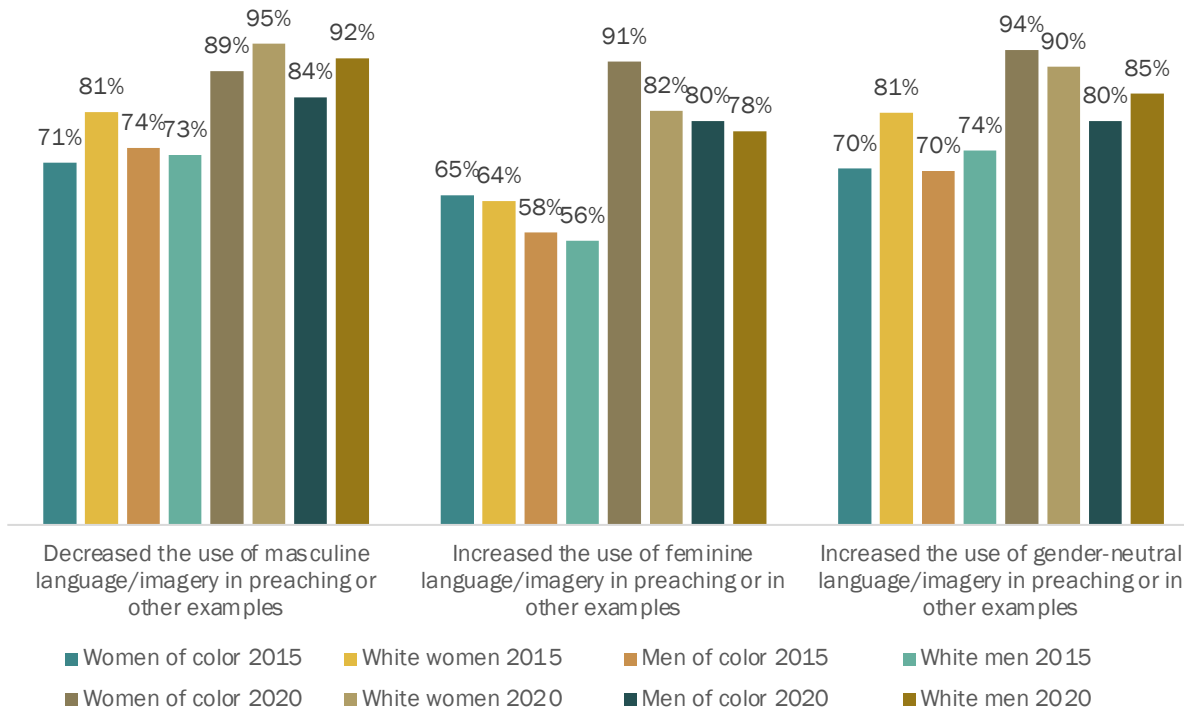
Rostered ministers from communities of color are far more likely than their white counterparts to experience racial discrimination (different treatment accorded to individuals based on their race and ethnicity) across all ministry settings.

Both women and men from communities of color were most likely to experience racial discrimination in the congregation or ministry setting, compared to other settings.



Attitudes and Experiences: Inclusive Language

Trends in the Use of Inclusive Language From 2015 to 2020



Respondents to the 2020 survey were more likely to use inclusive language compared to 2015.

White women were most likely to have decreased the use of masculine language and imagery in preaching or other examples.

Women from communities of color were most likely to have increased the use of feminine and gender-neutral language and imagery in preaching or in other examples.

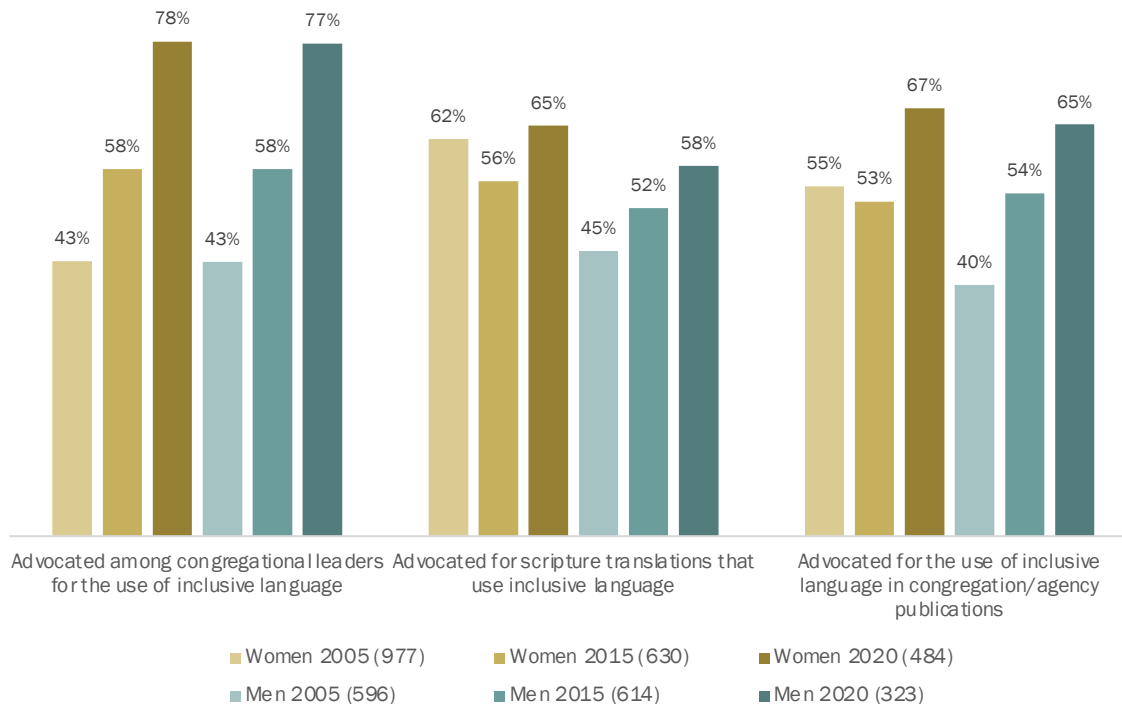


Evangelical Lutheran Church in America

God's work. Our hands.

Attitudes and Experiences: Inclusive Language

Advocating for the Use of Inclusive Language: Trends From 2005 to 2020



From 2005 to 2020, rostered ministers have increasingly advocated for the following:

- Use of inclusive language among congregational leaders.
- Scripture translations that use inclusive language.
- Use of inclusive language in congregation/agency publications.

Both women and men are advocating for the use of inclusive language.

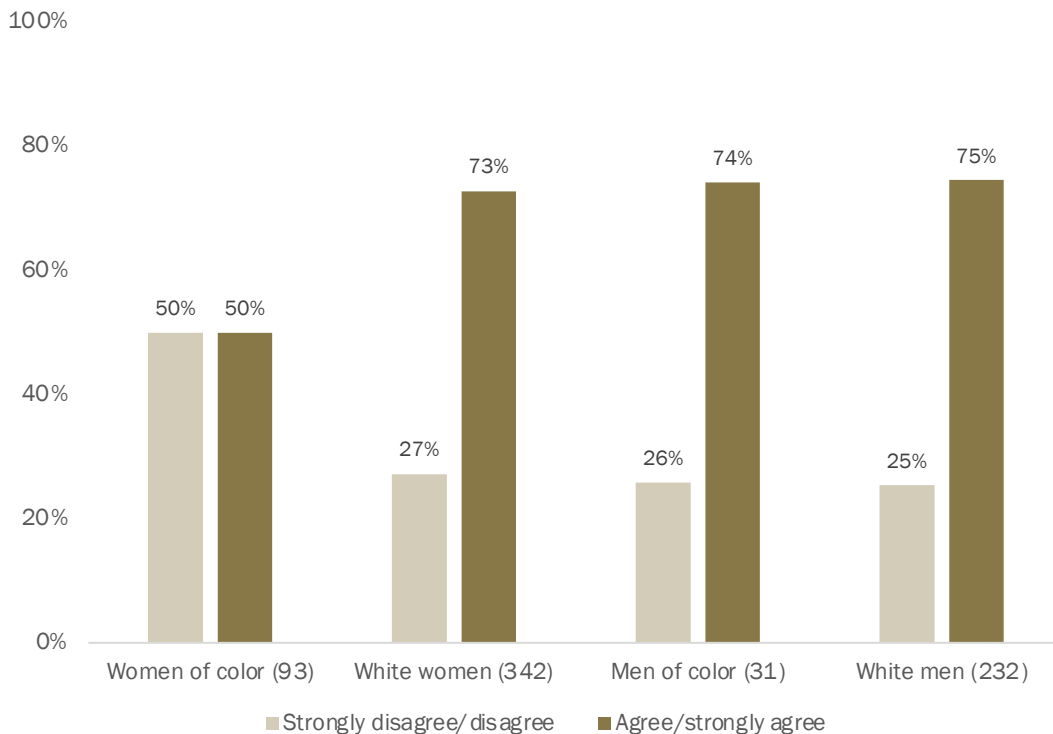


Evangelical Lutheran Church in America

God's work. Our hands.

Attitudes and Experiences: Seminary and Educational Debt

How Well Seminary Prepares Candidates for Their First Call



Using a five-point rating scale where 1 = “strongly disagree” and 5 = “strongly agree,” we asked ministers to rate the statement “My experiences in seminary prepared me well for my first call.”

Women of color felt significantly less prepared for their first call than all other groups, with only half agreeing or strongly agreeing with this statement.

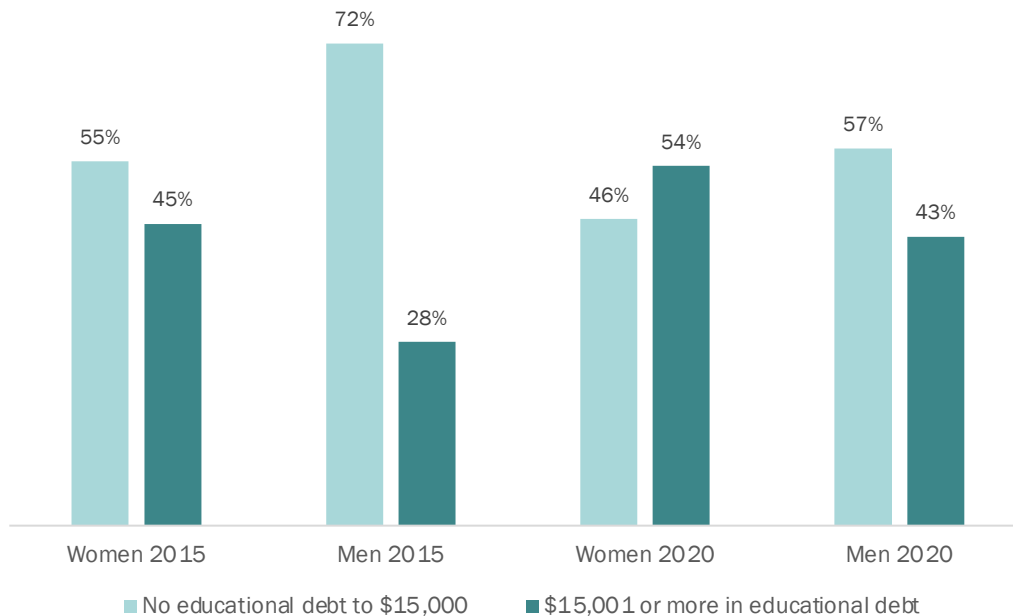
White women, white men and men of color had almost identical ratings, with about three-fourths reporting they felt well-prepared for their first call.

We found very similar results in the 2015 study.



Attitudes and Experiences: Seminary and Educational Debt

Educational Debt at Seminary Graduation



In 2015 and in 2020, women were more likely than men to carry substantial educational debt at graduation from seminary.

Overall, the proportion of seminary graduates carrying substantial educational debt at graduation from seminary increased from 2015 to 2020.

While these increases affected both men and women, the increase was greater for men (15% change) than for women (9% change).

Note: The people surveyed in 2015 were not the same people surveyed in 2020, so the changes over five years should be viewed with caution. Factors related to the sample could affect these changes. What's most relevant here is the fact that debt is increasing for both men and women.

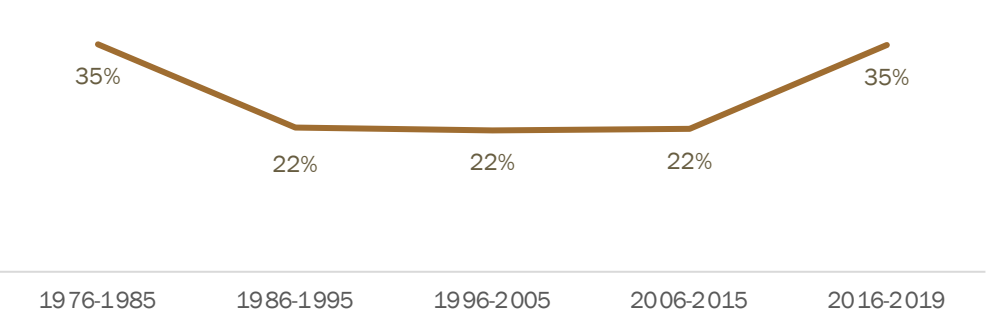


Evangelical Lutheran Church in America

God's work. Our hands.

Attitudes and Experiences: Seminary and Educational Debt

Percentage of Rostered Ministers With No Educational Debt Upon Graduation



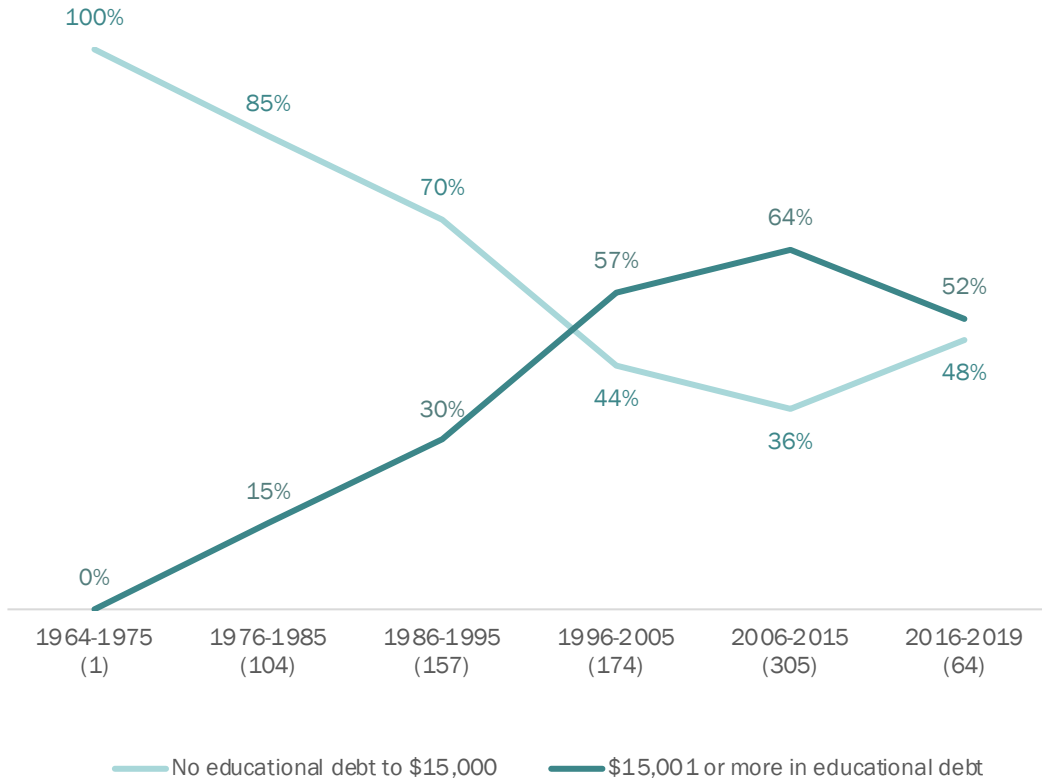
Survey respondents in 2020 were asked what year they graduated from seminary and whether they had educational debt upon graduation.

The percentage of respondents with no educational debt upon graduation was significantly higher for those who graduated recently (2016-2019), compared to respondents who graduated between 1986 and 2015.



Attitudes and Experiences: Seminary and Educational Debt

Amount of Educational Debt at Graduation, 1964-2019



Survey respondents were also asked to indicate the amount of educational debt they had at graduation from seminary.

Although graduates continue to have significant educational debt loads at graduation, the percentage of graduates with higher debt loads decreased by 12% from those who graduated between 2006-2015 to those who graduated from 2016-2019.

The proportion of seminarians graduating with substantial educational debt has decreased in the past five years.



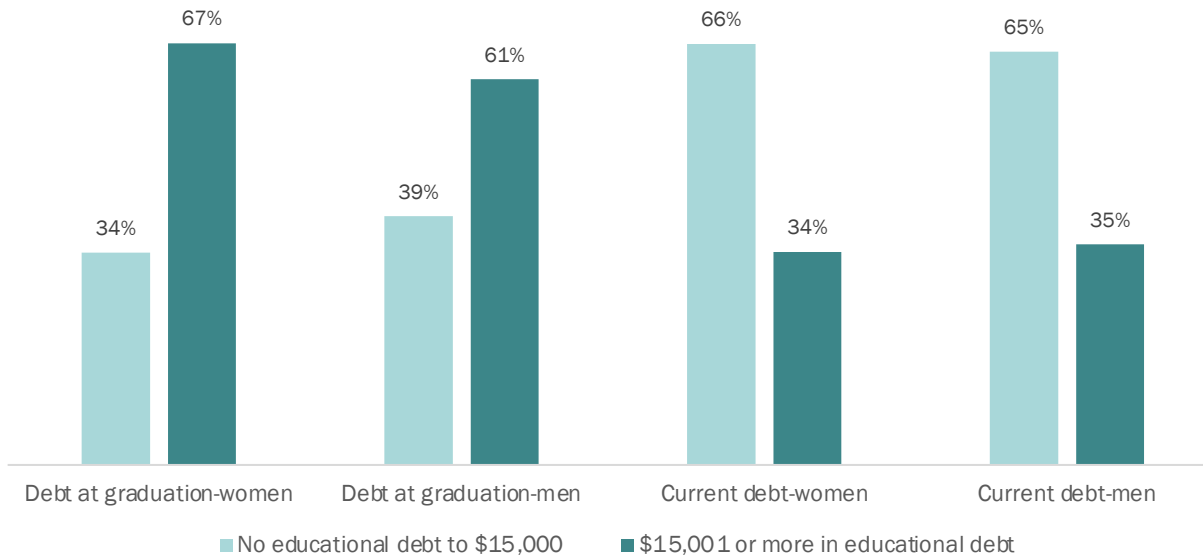
Evangelical Lutheran Church in America

God's work. Our hands.

Note: Percentages not adding up to 100 are due to rounding.

Attitudes and Experiences: Seminary and Educational Debt

Educational Debt Level for Graduates Since 2000



For this analysis, we used 2020 survey data and compared educational debt for ministers who graduated in 2000 or later. We examined both debt at graduation and current debt.

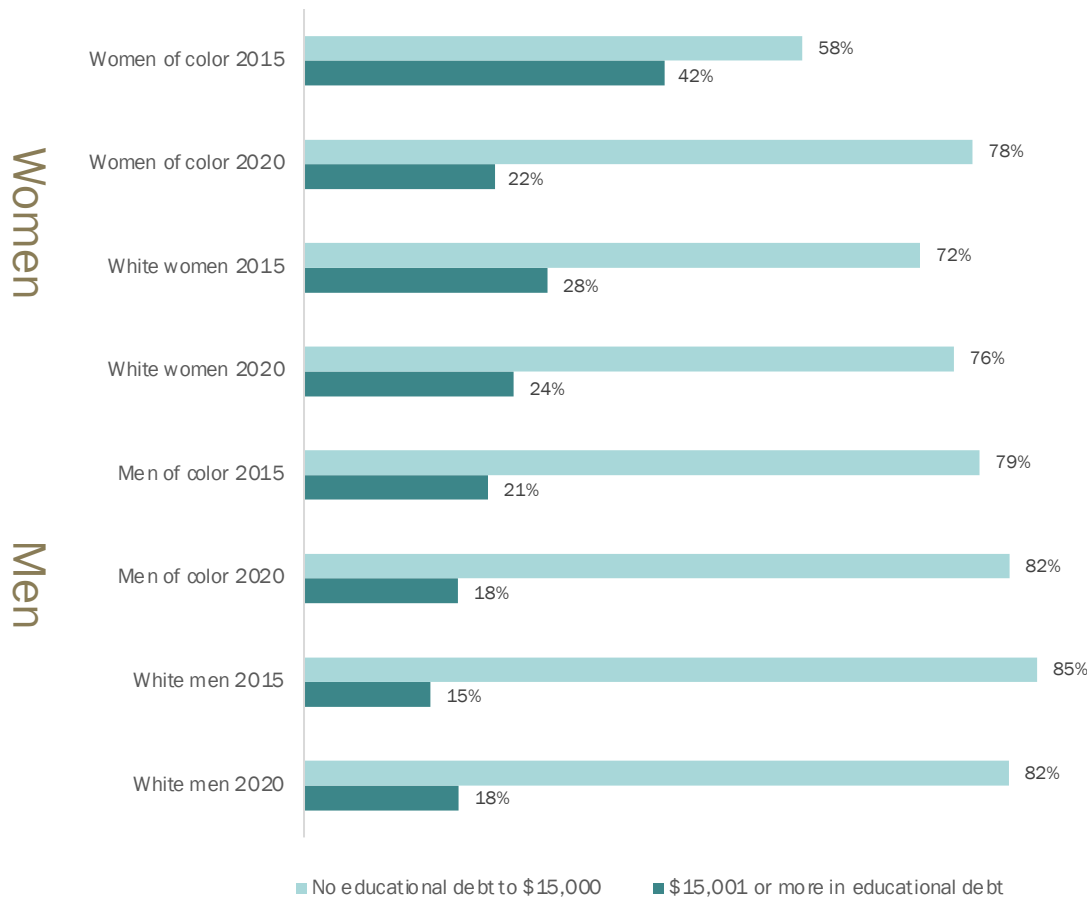
For these more recent graduates, there were no significant differences between women and men either at graduation or for current educational debt in 2020.

This suggests the gender gap for educational debt may be closing.



Attitudes and Experiences: Seminary and Educational Debt


Current Educational Debt Level in 2015 and 2020



Among survey respondents, there are significant differences by gender, with women (upper graph) reporting higher levels of current educational debt compared to men (lower graph).

One significant difference is that 42% of women of color who completed the survey in 2015 reported higher levels of educational debt (\$15,001 or more) compared to 22% of women of color who completed the survey in 2020.





Analyses of Open-ended Questions

Overview of the section

- Challenges of Rostered Ministry
- Greatest Need to Minister Effectively
- Advice for Women Entering or Serving in Rostered Ministry
- Advice for Bishops, Synod Councils or Churchwide Staff Members

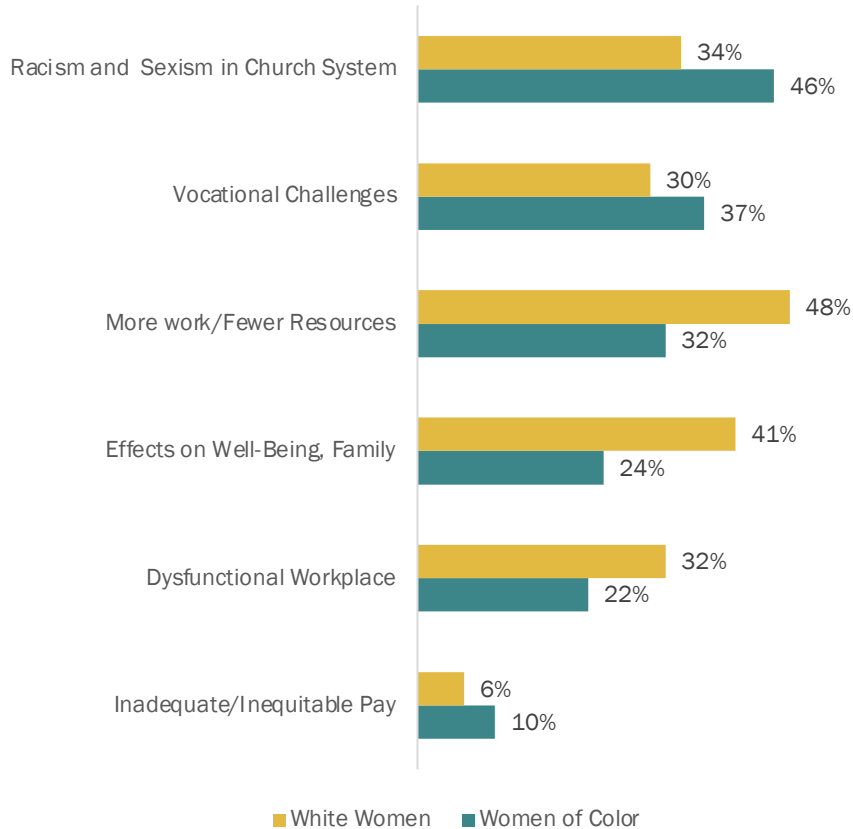


Evangelical Lutheran Church in America

God's work. Our hands.

Qualitative Data

Challenges of Rostered Ministry for Women



Women of color more often described bias, harassment and discrimination as the greatest challenge.

White women cited the tensions between increasing work and insufficient resources most commonly.

The top three themes among responses from women from communities minoritized due to race were related to:

1. Racism and sexism in the church (46%).
2. Vocational challenges (37%).
3. Time/work/resource tensions (32%).

The top three challenges most common among responses from white women were related to:

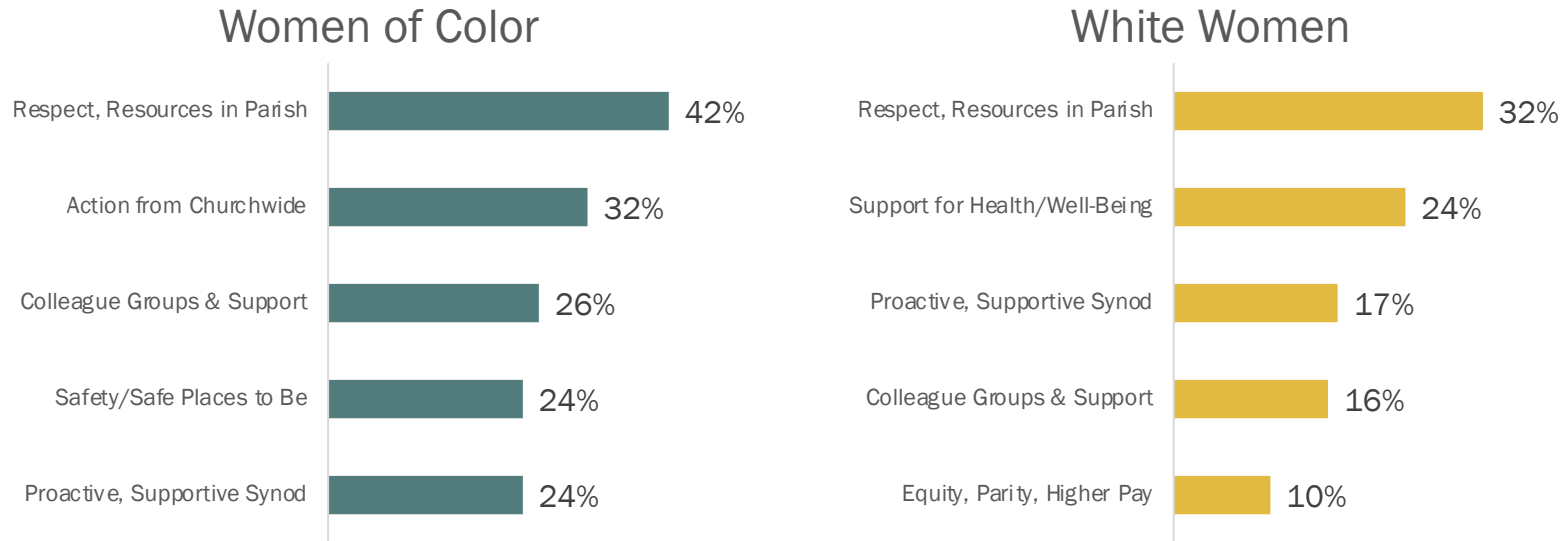
1. Time/work/resource tensions (48%).
2. Effects on well-being/family (41%).
3. Racism and sexism in the church (34%).

Open response questions were coded and analyzed for themes as most included multiple examples of different kinds of experiences and challenges. Themes are identified by frequency, that is, how often comments related to these categories occurred in the responses.



Qualitative Data

Greatest Needs in Ministry for Women



When asked to list their greatest needs, rostered women most frequently cited a need for authentic respect and collaboration from congregational members and ELCA colleagues, along with a need for more resources in their ministry settings.

Key themes among responses from women of color included: more action and advocacy from the churchwide organization (32%), more supportive colleagues and colleague networks, and more connections with minoritized colleagues (26%). Safety in the parish and having culturally responsive, safe places to be was also a common theme, along with a desire for proactive, supportive synods (both 24%). White women more commonly identified their greatest needs as support for health and well-being (24%), followed by a need for a proactive, supportive synod (17%).

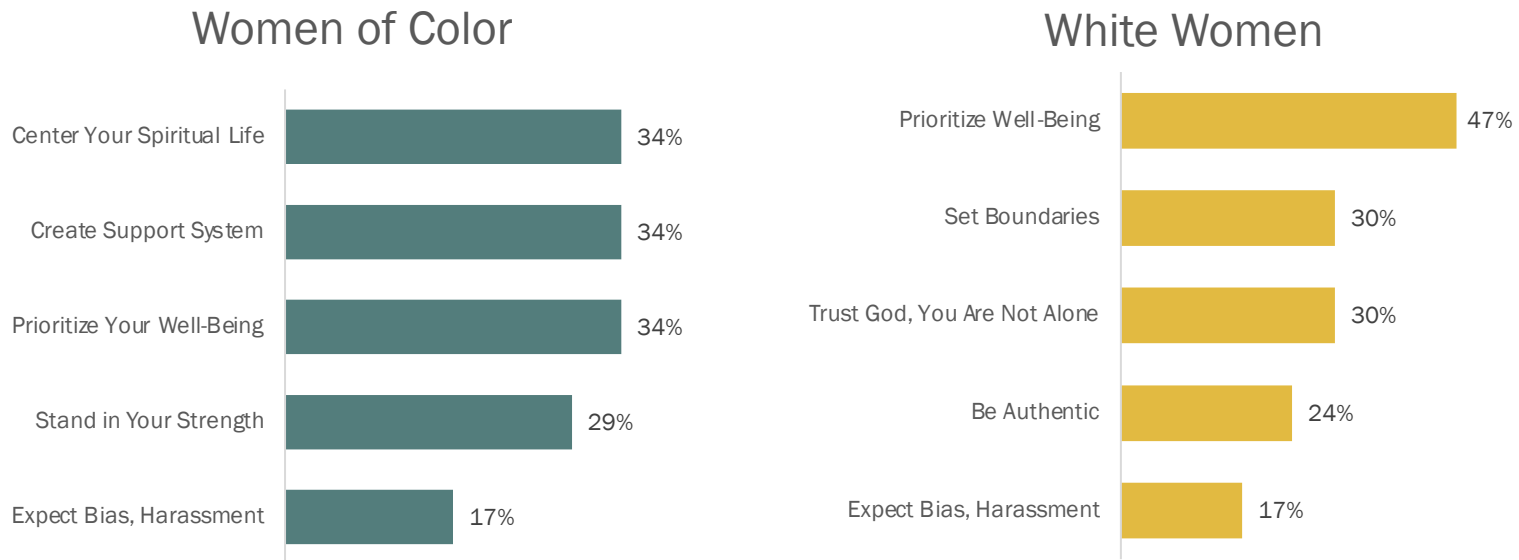


Evangelical Lutheran Church in America

God's work. Our hands.

Qualitative Data

Core Themes: Advice to Women Entering Ministry



When asked what women entering ministry should keep in mind, the top themes in the advice from women of color were: “center your spiritual life,” “create a good support system” and “prioritize your well-being” (each 34%).

More common themes in advice from white women were: “prioritize your well-being” (47%), “set and keep boundaries” (30%) and “trust God, you are not alone” (30%).

A shared theme in the advice mentioned in one in five responses for all participants was that women entering ministry should expect bias and harassment.



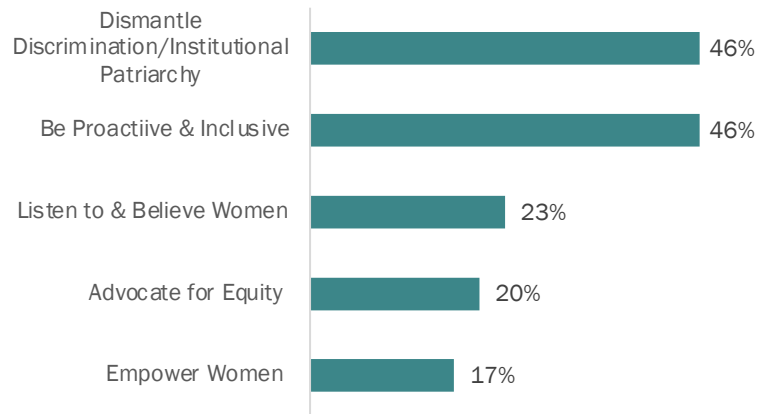
Evangelical Lutheran Church in America

God's work. Our hands.

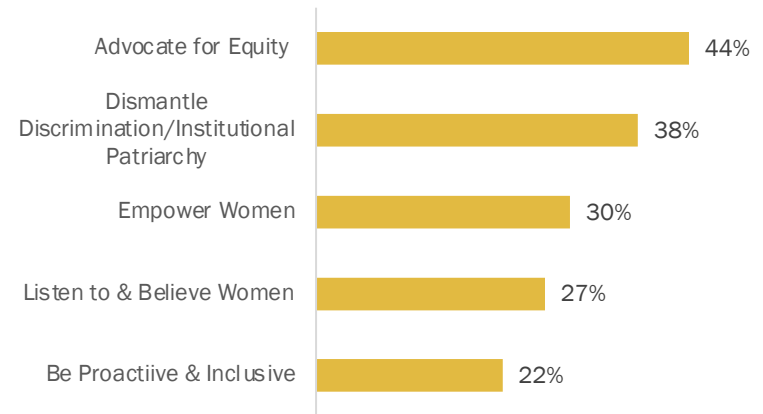
Qualitative Data

Advice for Bishops, Synod Councils or Churchwide Staff Members

Women of Color



White Women



Responses from women emphasized five major themes: stop discrimination and dismantle patriarchal systems and behaviors, be inclusive, listen to women’s knowledge, and advocate for equity.

Nearly half the responses from women of color emphasized more action to stop allowing discrimination and to dismantle institutional patriarchy, with equal admonition to be more proactive and inclusive.

White women most frequently identified the need for synod and churchwide leaders to advocate for and require equity, with advice to do more to stop discrimination and dismantle patriarchy the second most common theme.





Recommendations

Overview of the section

Recommendations for Future Study and Action, Based on the Key Findings



Evangelical Lutheran Church in America

God's work. Our hands.

Recommendations

Recommendation 1:

The ELCA and its affiliated seminaries should continue to increase scholarships for seminary students and provide financial wellness education to help them reduce their debt, with a focus on women.

Additionally, debt reduction strategies should be studied and implemented in all expressions of the ELCA to address the financial needs of existing rostered ministers.

- Educational debt for rostered ministers continues to rise.
- Women still have significantly more educational debt than do men.
- For 2020 survey participants, we found no significant differences for educational debt comparing ministers of color and white ministers.



Recommendations

Recommendation 2:

Synods should seek to align with the ELCA's plan for strategic, authentic diversity, developing and implementing strategies that include education and plans with congregations and their leaders.

- Women who are rostered ministers are under-represented in the roles of college, university or seminary professors, and as solo and senior pastors.
- While women serving as pastors are nearly as likely as men to serve in large congregations, they are most likely to do so as associate or assistant pastors.
- Women who serve as pastors are more likely than men to be serving in smaller congregations.



Evangelical Lutheran Church in America

God's work. Our hands.

Recommendations

Recommendation 3:

Synods should continue to advocate for women and people of color to be compensated at or above synod guidelines.

- In the role of pastor, men generally continue to out-earn women, by an average of 9%. This has not improved in the past five years.
- White men are more likely than any other group to be compensated above synod guidelines.
- White women are most likely of the four groups to be paid at synod guidelines, followed closely by women of color.
- Men of color are the group most likely to be compensated below synod guidelines.
- The compensation gap begins at first call and widens over time.



Evangelical Lutheran Church in America

God's work. Our hands.

Recommendations

Recommendation 4:

The ELCA churchwide organization, ELCA-affiliated seminaries, and synods should regularly conduct sexual harassment training for all three expressions of the church (congregations, synods and churchwide) and have policies in place that provide accountability measures and safe avenues for reporting offenses.

- Women and men of color in the role of rostered minister continue to experience discrimination and sexual harassment. Either reporting of offenses or the number of offenses has increased over time. These are serious problems that must be addressed:
 - *Sexual harassment.*
 - *Feeling as though they represent their gender in what they say or do.*
 - *Gender-based discrimination.*
 - *Racial discrimination.*
- Of significant concern are the reports of discrimination, bias and harassment experienced in seminary, on internship, from bishops and from ELCA ministerial colleagues.





Appendices

Overview of the section

- **Appendix A**
- Methods
- Sample Design
- Analysis
- **Appendix B**
- Questions Asked and Response Percentages



Evangelical Lutheran Church in America

God's work. Our hands.

Appendix A

Methods: How the Study Was Conducted

Overview

This survey was patterned after surveys in 1995, 2005 and 2015, which were fielded in support of the 25th, 35th and 45th anniversaries of the ordination of women.

This is a quantitative study supported with qualitative responses. The survey included mostly closed-ended questions that were assigned numeric response values for statistical analysis, but also included a few open-ended questions to which participants provided answers in their own words.

See Appendix B for exact question wording and detailed survey responses.

The year 2020 was the 50th anniversary of Lutheran church bodies in the United States deciding to ordain women in ministry.

An extensive survey was conducted to explore the differences and similarities in the ministerial experiences between rostered women and men.



Appendix A

Methods: How the Study Was Conducted

Study Design and Implementation

John Hessian and Deborah Coe, Ph.D., in collaboration with other members of the project team, designed the study and questionnaire. Data were collected by John Hessian. Quantitative and qualitative data analyses were completed by Rebecca Sims, Ph.D., as was the first draft of the final report, which was edited by Deborah Coe and Kendra Rosencrans, Ph.D. Photos were added by Karen Dersnah of the Mission Advancement unit.

The 50th Anniversary of the Ordination of Women Questionnaire was emailed to a sample of ELCA Word and Sacrament ministers on Nov. 8, 2019. A reminder was sent on Dec. 19, 2019, and the survey was closed on Jan. 8, 2020. Although data collection started in 2019, we use the year 2020 throughout the report for ease of reporting and consistency.

The project team consisted of the following ELCA churchwide staff:

John Hessian, Rebecca Sims, Ph.D., and Deborah Coe, Ph.D., Research, Analysis and Data

Mary Streufert, Ph.D., and Heather Dean, Office of the Presiding Bishop

The Rev. Cherlyne Beck, Christian Community and Leadership

The Rev. Brenda Smith, Domestic Mission



Appendix A

Methods: How the Study Was Conducted

Sample Definition

A sample of 2,500 ministers were randomly selected from the total of 7,890 current ELCA Word and Sacrament rostered ministers. To ensure large enough samples from each group for accurate analyses, we over-sampled younger ministers (under 40 years old) and invited 100% of ministers from racialized communities. These changes increased the number of rostered ministers in the sample to 2,707. Table 1, below, shows the sample sizes for each group.

Table 1: Samples by group

	Total on Roster	% of Total on Roster	Random Sample	% of Random Sample	Over/under-sample	% of Final Sample
White women 40+	2,434	31%	771	31%	825	30%
White men 40+	3,729	47%	1,182	47%	850	31%
White women under 40	556	7%	176	7%	250	9%
White men under 40	639	8%	202	8%	250	9%
Women from racialized communities	181	2%	57	2%	181	7%
Men from racialized communities	351	4%	111	4%	351	13%
Total	7,890		2,500		2,707	

Additional notes:

There are a total of 3,171 women on the roster, which accounts for 40% of rostered ministers. In our sample, there were 1,256 women, representing 46% of the total. Therefore, women were slightly overrepresented in the sample.

There are 2,990 white women on the roster (38%). In our sample, there were 1,075 white women (40%). White women were sampled at nearly the same rate as they are represented on the roster.

There are 4,368 white men on the roster, accounting for 55% of the total. Our sample included 1,100 white men (41%). White men were under-represented in our sample.



Appendix A

Methods: How the Study Was Conducted

Response Rates

Response rates ranged from a high of 46% among white women to a low of 14% among men from racialized communities. These response rates were significantly lower than the surveys fielded in 2015 and 2005, where response rates ranged from 40% to 70% (see Table 2). It is important to note that this survey was closed before the spread of the COVID-19 virus had become an issue in the United States, so the lower response rates cannot be attributed to the pandemic.

It should also be noted that this was not a true longitudinal study; different samples of ministers were selected for each study. Of all the invitations sent for the current study, 64% opened the email, while 38% clicked through and started the survey. Of those who completed the survey, 84% completed the entire survey and 16% partially completed it.

Table 2: Response rates by year

	2005			2015			2020		
	Sample	Responses	Response rate	Sample	Responses	Response rate	Sample	Responses	Response rate
Women from racialized communities	132	73	55%	181	93	51%	181	57	31%
Men from racialized communities	314	126	40%	329	132	40%	351	49	14%
White women	1,334	932	70%	775	536	69%	1,075	499	46%
White men	852	494	58%	781	482	62%	1,100	340	31%
Removed	(43)								
Total	2,589	1,625	63%	2,066	1,243	60%	2,707	945	35%



Appendix A

Methods: How the Study Was Conducted

Data Analysis

We analyzed survey results by gender, race and ethnicity, and year of graduation from seminary. These analyses help to identify patterns in responses.

To statistically correct for the oversampling of women, people from racialized communities, and younger people, we conducted weighted analyses where appropriate.

In this report, differences between groups were considered statistically significant when they exceeded the $p < .05$ level. This means that there is a less than 5% chance that we incorrectly detected a difference between groups when they were, indeed, equivalent.

We analyzed qualitative data using content analysis.



Appendix B

Questions Asked and Response Percentages

Number of surveys completed = 943 *Note: All responses are shown as percentages.*

1. In what year did you enter candidacy? (Various years were entered.)

2. In what year did you graduate from seminary? (Various years were entered.)

3. What is your current/most recent call?

- 20.8 First call
- 23.5 Second call
- 21.3 Third call
- 15.1 Fourth call
- 19.3 Fifth or subsequent call

4. Please indicate the approximate number of months you waited for your first call (from the time of assignment until you received your first call).

- 61.8 One to four months
- 19.4 Five to eight months
- 8.4 Nine to 12 months
- 5.3 13 to 18 months
- 2.0 19 to 24 months
- 3.1 25 months or more

5. Please indicate the approximate number of months you waited for your current/most recent call (from the time you began actively seeking a call).

- 47.6 One to four months
- 19.3 Five to eight months
- 11.1 Nine to 12 months
- 5.0 13 to 18 months
- 2.9 19 to 24 months
- 4.0 25 months or more
- 10.2 This is my first call.

6. Please indicate which, if any, of the following reasons influenced your placement for your current/most recent call. (Please choose all that apply unless you had no restrictions.)

- 48.8 Geographic
- 38.7 Familial
- 30.4 Congregational (i.e., size, staffing)
- 20.0 No restrictions

7. What is the status of your current/most recent call?

- 82.5 Full-time
- 16.6 Part-time



Appendix B

Questions Asked and Response Percentages

8. Why are you in a part-time call? (Choose all that apply.)

- 7.3 At my request for personal health reasons
- 5.3 At my request for family health reasons
- 19.2 At my request to focus on raising my child/children
- 9.9 At my request to serve jointly with my spouse
- 58.3 At congregation/agency request because of financial restraints

9. In order to assess exactly how you are doing financially, please let us know your annual defined compensation for 2019. (Various dollar amounts were entered.)

10. For each of the following calls, please indicate whether, for the majority of time during that call period, your compensation was at, above or below your synod's guidelines.

	<u>At</u>	<u>Above</u>	<u>Below</u>	<u>Not sure</u>	<u>Not applicable</u>
First call	53.2	9.5	32.3	3.7	1.3
Second call	43.9	13.7	27.8	1.9	12.8
Third call.....	35.3	14.1	22.3	2.5	25.8
Most recent call	29.2	15.2	17.5	1.7	36.4
(fourth or subsequent call)					

11. For each of the following calls, how frequently did you receive pay raises?

	<u>Annually or more often</u>	<u>Every 2-5 years</u>	<u>Less than once every 5 years</u>	<u>Never</u>	<u>Not sure</u>	<u>Not applicable</u>
In my first call	57.5	18.7	4.3	12.8	3.5	3.2
In my second call	47.7	21.2	3.5	11.1	1.5	15.0
In my third call	40.1	15.2	5.2	9.2	1.2	29.1
In my most recent	35.6	13.5	4.8	6.4	0.3	39.4



Appendix B

Questions Asked and Response Percentage

12. When you moved from your first to second call, how did the amount of your salary and benefits change?

- 50.4 My salary/benefits package increased.
- 11.9 My salary/benefits package decreased.
- 12.5 My salary/benefits package stayed the same.
 - 2.8 Not sure
- 22.4 Not applicable

13. In your current/most recent call, what is the status of your health care coverage?

- 66.8 My employer covers the entire health care premium.
 - 9.8 I pay part of my health care premium.
- 21.3 I have health care coverage through a different source than my employer.
 - 2.0 I do not have health care coverage.

14. Has your employer reduced your health care coverage during your current/most recent call?

- 9.9 Yes
- 90.1 No

15. If you have ever been on leave from call, what were the reasons? (Please choose all that apply.)

- 57.9 Never been on leave from call
- 14.0 Actively seeking/waiting for a call
 - 4.9 Unsure of next vocational steps
 - 6.4 In a graduate study program
 - 8.5 Caring for children/other family
 - 4.3 Caring for own health/medical reasons
 - 2.4 Taking steps for career change out of rostered ministry

16. In your current call, is paid family leave part of your benefits package?

- 38.3 Yes
- 36.3 No
- 25.4 Don't know/not sure

17. In your current call, was your ministry's family leave policy clearly explained?

- 26.6 Yes
- 55.9 No
- 17.4 Don't remember

18. Have you ever been an internship supervisor?

- 24.8 Yes
- 75.2 No

19. How many interns have you supervised throughout your career?

- 86.0 One to five interns
- 11.8 Six to 10 interns
- 2.3 11 or more interns



Appendix B

Questions Asked and Response Percentages

20. Please describe how accurately each of the following describes you as a rostered minister.

	<u>Not true at all</u>				<u>Very true</u>	<u>Not</u>	<u>Not</u>	
	<u>1</u>	<u>2</u>	<u>3</u>	<u>4</u>	<u>5</u>	<u>sure</u>	<u>applicable</u>	<u>Mean</u>
Personable	0.0	0.2	3.6	33.2	62.7	0.2	0.1	4.59
Helpful	0.1	0.1	5.3	42.6	51.2	0.5	0.1	4.46
Directive	1.1	7.4	32.9	40.8	16.6	0.8	0.4	3.65
Anxious	20.7	45.5	19.5	9.6	4.4	0.1	0.3	2.31
Confused	56.9	30.6	8.0	2.6	0.4	0.5	1.0	1.57
Goal-oriented	0.6	5.9	24.2	39.4	29.4	0.2	0.3	3.92

21. Please indicate how accurately each of the following describes your role as a rostered minister.

	<u>Not true at all</u>				<u>Very true</u>	<u>Not</u>	<u>Not</u>	
	<u>1</u>	<u>2</u>	<u>3</u>	<u>4</u>	<u>5</u>	<u>sure</u>	<u>applicable</u>	<u>Mean</u>
Teacher	0.1	2.3	11.7	29.0	56.5	0.1	0.3	4.40
Priest	2.1	8.2	17.4	32.3	38.1	1.3	0.7	3.98
Prophet	2.2	18.2	31.8	30.7	15.1	1.4	0.6	3.39
Community organizer	12.3	29.7	24.3	20.9	11.8	0.2	0.8	2.90
Nurturer	0.1	9.7	22.2	34.7	32.6	0.3	0.3	3.91
Servant	0.3	4.1	16.8	39.4	38.9	0.2	0.4	4.13
Counselor	1.1	13.6	25.8	35.4	23.7	0.2	0.3	3.67
Administrator	1.8	9.6	20.6	32.2	34.9	0.3	0.6	3.89
Proclaimer	0.5	1.3	6.6	33.6	56.9	0.6	0.4	4.47
Leader	0.2	0.2	6.3	36.8	55.7	0.6	0.3	4.49



Evangelical Lutheran Church in America

God's work. Our hands.

Appendix B

Questions Asked and Response Percentages

22. In your call as a rostered minister, how important is each of the following to you?

	1 – Not important at all	2	3	4	5 – Very important	Not sure	Not applicable
a. Advocating for justice in parish and community	0.7	8.6	20.0	36.0	33.9	0.2	0.6
b. Seeing steady growth in membership and/or attendance	3.2	15.4	32.1	34.3	12.2	0.3	2.5
c. Being faithful in providing ministry	0.0	0.2	4.2	19.9	75.2	0.0	0.4
d. Developing a vision for mission in the community	0.1	3.8	11.1	36.0	47.2	0.5	1.4
e. Developing strong relationships of trust	0.0	0.2	2.2	18.4	78.9	0.2	0.1
f. Being stable and steady in providing ministry	0.1	1.0	4.6	29.8	64.2	0.2	0.1
g. Preaching and leading worship effectively	0.0	0.7	1.9	14.3	81.6	0.2	1.3
h. Training strong leaders	0.2	2.6	15.6	45.3	35.4	0.4	0.5
i. Being an innovative, creative leader in ministry	0.7	4.8	19.6	34.9	39.7	0.2	0.1
j. Accompanying others as they strive to live their faith in their daily lives	0.0	0.6	9.7	33.9	55.1	0.5	0.1



Evangelical Lutheran Church in America

God's work. Our hands.

Appendix B

Questions Asked and Response Percentages

23. For each of the following experiences, please check each setting where it has occurred. (Please choose all that apply.)

a. I have been asked about my likelihood of having children.

- 19.9 In seminary
- 21.7 During internship
- 33.9 In the congregation or ministry setting
- 19.2 With ELCA rostered ministers
- 17.7 During the call process
- 10.7 With ecumenical colleagues
- 7.0 By synod and/or churchwide staff
- 43.1 I have never had this experience.

b. I have been asked about my desire to work with children.

- 35.1 In seminary
- 46.5 During internship
- 60.6 In the congregation or ministry setting
- 23.4 With ELCA rostered ministers
- 59.8 During the call process
- 13.4 With ecumenical colleagues
- 20.7 By synod and/or churchwide staff
- 10.0 I have never had this experience.

c. I have received unwelcome comments about my looks and/or attire.

- 17.1 In seminary
- 26.4 During internship
- 44.4 In the congregation or ministry setting
- 17.6 With ELCA rostered ministers
- 9.4 During the call process
- 11.2 With ecumenical colleagues
- 5.7 By synod and/or churchwide staff
- 32.9 I have never had this experience.

d. I have felt as if I represent my gender in what I say or do.

- 30.4 In seminary
- 31.6 During internship
- 45.8 In the congregation or ministry setting
- 36.0 With ELCA rostered ministers
- 30.7 During the call process
- 34.0 With ecumenical colleagues
- 24.1 By synod and/or churchwide staff
- 31.4 I have never had this experience.



Appendix B

Questions Asked and Response Percentages

23. For each of the following experiences, please check each setting where it has occurred. (Please choose all that apply.)

e. I have thought about how my gender affects how people perceive me.

- 42.3 In seminary
- 44.3 During internship
- 66.7 In the congregation or ministry setting
- 50.3 With ELCA rostered ministers
- 48.3 During the call process
- 45.5 With ecumenical colleagues
- 39.8 By synod and/or churchwide staff
- 13.0 I have never had this experience.

f. I have felt as if I represent my race/ethnicity in what I say or do.

- 20.6 In seminary
- 17.5 During internship
- 30.8 In the congregation or ministry setting
- 24.2 With ELCA rostered ministers
- 15.9 During the call process
- 23.2 With ecumenical colleagues
- 19.2 By synod and/or churchwide staff
- 44.2 I have never had this experience.

g. I have thought about how my race/ethnicity affects how people perceive me.

- 31.3 In seminary
- 27.0 During internship
- 49.8 In the congregation or ministry setting
- 35.5 With ELCA rostered ministers
- 26.2 During the call process
- 35.3 With ecumenical colleagues
- 27.8 By synod and/or churchwide staff
- 22.9 I have never had this experience.

h. I have experienced gender-based discrimination (i.e., different treatment accorded to individuals based on their gender).

- 19.1 In seminary
- 18.6 During internship
- 34.2 In the congregation or ministry setting
- 25.6 With ELCA rostered ministers
- 22.2 During the call process
- 21.7 With ecumenical colleagues
- 19.4 By synod and/or churchwide staff
- 37.6 I have never had this experience.



Appendix B

Questions Asked and Response Percentages

23. For each of the following experiences, please check each setting where it has occurred. (Please choose all that apply.)

i. I have experienced racial/ethnic discrimination (i.e., different treatment accorded to individuals based on their race/ethnicity).

- 8.4 In seminary
- 5.6 During internship
- 9.3 In the congregation or ministry setting
- 8.8 With ELCA rostered ministers
- 6.6 During the call process
- 6.4 With ecumenical colleagues
- 9.0 By synod and/or churchwide staff
- 67.0 I have never had this experience.

j. I have experienced sexual harassment (i.e., any sexually-related behavior that is unwelcome or offensive, or which fails to respect the rights of others).

- 11.0 In seminary
- 12.9 During internship
- 26.3 In the congregation or ministry setting
- 11.7 With ELCA rostered ministers
- 4.6 During the call process
- 6.8 With ecumenical colleagues
- 4.4 By synod and/or churchwide staff
- 48.5 I have never had this experience.

24. Please describe further any of the experiences above or explain other related experiences.

(Various accounts of experiences were entered and were analyzed using content analysis.)

25. Which of the following actions have you taken and how were they received in your congregation/ministry setting?

a. Expressed strong convictions that using only masculine language about God is inappropriate.

- 31.9 I have not taken this action.
- 7.4 I have taken this action, and it was received poorly.
- 38.4 I have taken this action, and it was received neither poorly nor well.
- 22.4 I have taken this action, and it was received quite well.

b. Expressed strong convictions that using feminine language about God is appropriate.

- 31.6 I have not taken this action.
- 10.0 I have taken this action, and it was received poorly.
- 37.6 I have taken this action, and it was received neither poorly nor well.
- 20.9 I have taken this action, and it was received quite well.



Appendix B

Questions Asked and Response Percentages

25. Which of the following actions have you taken, and how were they received in your congregation/ministry setting?

c. Advocated among congregational leaders/leaders in the ministry setting for the use of inclusive language.

22.4 I have not taken this action.

6.6 I have taken this action, and it was received poorly.

37.6 I have taken this action, and it was received neither poorly nor well.

33.3 I have taken this action, and it was received quite well.

d. Decreased the use of masculine language/imagery in preaching or in other examples.

7.5 I have not taken this action.

0.8 I have taken this action, and it was received poorly.

46.1 I have taken this action, and it was received neither poorly nor well.

45.6 I have taken this action, and it was received quite well.

e. Increased the use of feminine language/imagery in preaching or in other examples.

20.7 I have not taken this action.

3.8 I have taken this action, and it was received poorly.

45.0 I have taken this action, and it was received neither poorly nor well.

30.5 I have taken this action, and it was received quite well.

f. Increased the use of gender-neutral language/imagery in preaching or in other examples.

13.6 I have not taken this action.

1.8 I have taken this action, and it was received poorly.

46.5 I have taken this action, and it was received neither poorly nor well.

38.1 I have taken this action, and it was received quite well.

g. Advocated for the use of hymns with gender-neutral language/imagery.

52.1 I have not taken this action.

7.5 I have taken this action, and it was received poorly.

24.8 I have taken this action, and it was received neither poorly nor well.

15.6 I have taken this action and it was received quite well.

h. Advocated for the use of inclusive language about God in congregation/agency publications.

34.4 I have not taken this action.

4.1 I have taken this action, and it was received poorly.

36.8 I have taken this action, and it was received neither poorly nor well.

24.7 I have taken this action, and it was received quite well.



Appendix B

Questions Asked and Response Percentages (all respondents)

25. Which of the following actions have you taken, and how were they received in your congregation/ministry setting?

i. Advocated for the use of inclusive language about humankind in congregation/agency publications.

28.5 I have not taken this action.

3.1 I have taken this action, and it was received poorly.

37.1 I have taken this action, and it was received neither poorly nor well.

31.4 I have taken this action, and it was received quite well.

j. Advocated for Scripture translations that use inclusive language for God.

39.6 I have not taken this action.

5.6 I have taken this action, and it was received poorly.

29.6 I have taken this action, and it was received neither poorly nor well.

25.2 I have taken this action, and it was received quite well.

k. Advocated for Scripture translations that use inclusive language for humankind.

31.4 I have not taken this action.

3.5 I have taken this action, and it was received poorly.

34.7 I have taken this action, and it was received neither poorly nor well.

30.5 I have taken this action, and it was received quite well.



Appendix B

Questions Asked and Response Percentages

26. Please agree or disagree with the following statement.

a. I feel certain that I should have become a rostered minister.

Strongly Disagree	Disagree	Neither agree nor disagree	Agree	Strongly Agree	Not sure	Not applicable	Mean
1.7	1.6	3.9	21.7	66.7	2.2	2.1	4.57

b. I feel affirmed in my current call.

Strongly Disagree	Disagree	Neither agree nor disagree	Agree	Strongly Agree	Not sure	Not applicable	Mean
2.1	3.9	5.5	24.0	61.8	1.0	1.9	4.43

c. I have considered removing myself from the ELCA roster.

Strongly Disagree	Disagree	Neither agree nor disagree	Agree	Strongly Agree	Not sure	Not applicable	Mean
47.3	18.0	6.7	18.1	6.1	1.4	2.4	2.15

d. My experiences in seminary prepared me well for my first call.

Strongly Disagree	Disagree	Neither agree nor disagree	Agree	Strongly Agree	Not sure	Not applicable	Mean
5.8	15.3	18.8	45.0	14.1	0.9	0.1	3.47



Appendix B

Questions Asked and Response Percentages

27. Please explain your response to the above question.

(Various responses were analyzed using content analysis.)

28. Approximately how much educational debt did you have at seminary graduation?

25.5 I did not have any educational debt.

10.1 \$5,000 or less

10.9 \$5,001 to \$10,000

7.9 \$10,000 to \$15,000

10.2 \$15,001 to \$25,000

8.4 \$25,001 to \$35,000

9.1 \$35,001 to \$50,000

10.1 \$50,001 to \$75,000

7.9 More than \$75,000

29. Approximately how much seminary debt do you still carry?

73.6 I do not carry any educational debt.

3.4 \$5,000 or less

2.2 \$5,001 to \$10,000

2.3 \$10,000 to \$15,000

3.4 \$15,001 to \$25,000

2.9 \$25,001 to \$35,000

4.1 \$35,001 to \$50,000

3.5 \$50,001 to \$75,000

4.6 More than \$75,000

30. In the last six months, in your role as a rostered minister, how many hours per week have you worked on average?

1.3 Fewer than 10

2.2 10 to 19

5.6 20 to 29

8.4 30 to 39

8.8 40

32.9 41 to 49

29.7 50 to 59

11.1 60 or more

31. How much vacation time did you take last year?

3.5 Less than one week

3.9 One week

12.6 Two weeks

21.5 Three weeks

47.0 Four weeks

11.6 Five weeks or more



Appendix B

Questions Asked and Response Percentages

32. To what extent do you believe the full participation of all women in the life of the ELCA has been achieved?

1 - To a small extent	2	3	4	5 - To a large extent	Not sure	Mean
2.3	8.5	35.2	35.4	15.7	2.9	3.55

33. To what extent do you believe the full participation specifically of women of color in the ELCA has been achieved?

1 - To a small extent	2	3	4	5 - To a large extent	Not sure	Mean
34.0	32.0	19.8	5.3	3.2	5.9	2.06

34. What is the most difficult part of rostered ministry for you on a regular basis?

(Various responses were analyzed using content analysis.)

35. What is your greatest need in order to minister more effectively?

(Various responses were analyzed using content analysis.)



Appendix B

Questions Asked and Response Percentages

36. Please provide any advice you have for women entering into or serving in rostered ministry in the ELCA.

(Various responses were analyzed using content analysis.)

37. Please provide any advice you have for bishops, synod councils or churchwide staff related to women in rostered ministry in the ELCA.

(Various responses were analyzed using content analysis.)

38. Gender

41.8 Woman

57.4 Man

0.7 Not listed above (please say more)

0.2 Gender non-conforming

39. Do you publicly identify as LGBTQIA+ in your ministry setting?

5.3 Yes

93.0 No

1.6 Prefer not to answer

40. We may contact certain people to share more about their experiences in rostered ministry. If you agree to be contacted, please indicate “Yes” and provide your email below.

65.8 Yes

34.2 No

